







Virksomhedsobligationsbeholdning pr. 31.12.2019









Overzicht over investeringen i børsnoterede aktier som PenSam Liv forsikringsaktieselskab, PenSam Forsikring A/S, Pensam Bank samt Pensionskassen PenSam har foretaget enten direkte eller gennem investeringsforeninger.

Specifikation af beholdningen af virksomhedsobligationer




Land	Selskab/aktie	Branche	Markedsværdi i kr.	
			  	
Australien	CNOOC CURTIS CNOOC 4.5 10/03/23	Industrials	6.614.217	1.315.486
	FMG RES AUG 2006 FMGAU 4.5 09/15/27	Industrials	2.883.959	574.422
	FMG RES AUG 2006 FMGAU 4.75 05/15/22	Industrials	4.344.349	865.300
	FMG RES AUG 2006 FMGAU 5.125 05/15/24	Industrials	5.961.245	1.187.350
	MINERAL RESOURCE MINAU 8.125 05/01/27	Materials	3.089.509	615.363
	STHRN GAS CRIDOR SGCAZE 6.875 03/24/26	Industrials	37.514.356	7.461.141
Belgien	AHLI UNITED BANK AUBBI 6.875 PERP	Financials	5.671.425	1.127.976
	BANK BAHRAIN&KUW BBK 5.5 07/09/24	Consumer Discretior	8.849.836	1.760.123
	HOUSE OF FINANCE HOUSEH 4.375 07/15/26	Real Estate	2.285.549	455.522
	OIL & GAS HLDING OILGAS 7.5 10/25/27	Utilities	12.988.812	2.583.314
	OIL & GAS HLDING OILGAS 8.375 11/07/28	Utilities	6.797.102	1.351.859
	SARENS FINANCE SRNSBE 5.125 02/05/22	Consumer Staples	1.275.339	254.181
	SOLVAY SA SOLBBB 4.25 PERP	Materials	2.147.330	427.974
Bermudaøerne	INKIA ENERGY INKENE 5.875 11/09/27	Consumer Staples	5.840.314	1.161.566
	NCL CORP NCLH 3.625 12/15/24	Information Technok	2.534.659	504.849
Brasilien	BANCO BRADES CI BRADES 5.75 03/01/22	Financials	10.734.233	2.134.906
	BANCO BRASL (CI) BANBRA 3.875 10/10/22	Financials	8.005.253	1.592.146
	BANCO BRASL (CI) BANBRA 4.75 03/20/24	Financials	8.278.028	1.646.397
	BANCO BRASL (CI) BANBRA 9 PERP	Financials	6.357.215	1.264.371
	BANCO BRASL (CI) BANBRA 9.25 PERP	Financials	5.118.695	1.018.045
	BANCO PACTUAL/KY BTGPBZ 5.75 09/28/22	Financials	4.700.547	934.881
	BANCO PACTUAL/KY BTGPBZ 7.75 02/15/29	Financials	6.060.918	1.205.442
	BANCO VOTORANTIM BANVOR 4.5 09/24/24	Financials	5.790.979	1.151.754
	BRF SA BRFSBZ 4.875 01/24/30	Industrials	5.824.643	1.158.449
	CAIXA ECONOMICA CAIXBR 3.5 11/07/22	Industrials	2.836.570	564.159
	COMPET TM TECH L HONHAI 3.75 03/12/24	Consumer Discretior	6.958.592	1.383.978
	ITAU UNIBANCO/KY ITAU 5.65 03/19/22	Financials	9.506.481	1.890.721
	ITAU UNIBANCO/KY ITAU 6.125 PERP	Financials	5.823.186	1.158.160
	ITAU UNIBANCO/KY ITAU 6.5 PERP	Financials	5.969.245	1.187.209
	OI SA OIBRBZ 10 07/27/25	Telecommunication	3.134.603	623.434
Canada	1011778 BC ULC / BCULC 3.875 01/15/28	Consumer Discretior	3.676.259	732.231
	1011778 BC ULC / BCULC 4.25 05/15/24	Consumer Discretior	5.817.325	1.158.684
	1011778 BC ULC / BCULC 4.375 01/15/28	Consumer Discretior	3.205.415	638.449
	1011778 BC ULC / BCULC 5 10/15/25	Consumer Discretior	12.810.578	2.551.588
	BAFFINLAND IRON BIMCN 8.75 07/15/26	Industrials	2.333.664	464.815
	BAUSCH HEALTH BHCCN 5 01/30/28	Materials	1.311.009	261.124
	BAUSCH HEALTH BHCCN 5.25 01/30/30	Materials	1.321.670	263.248
	BAUSCH HEALTH BHCCN 5.75 08/15/27	Health Care	4.618.710	919.946
	BAUSCH HEALTH BHCCN 7 01/15/28	Health Care	3.160.320	629.467
	BAUSCH HEALTH BHCCN 7 03/15/24	Health Care	11.821.486	2.354.582
	BAUSCH HEALTH BHCCN 7.25 05/30/29	Health Care	3.188.997	635.179
	BOMBARDIER INC BBDBCN 5.75 03/15/22	Industrials	2.920.315	581.663
	BOMBARDIER INC BBDBCN 6 10/15/22	Industrials	7.054.149	1.405.033
	BOMBARDIER INC BBDBCN 6.125 01/15/23	Industrials	7.323.702	1.458.722
	BOMBARDIER INC BBDBCN 6.125 05/15/21	Industrials	2.977.173	593.366
	BOMBARDIER INC BBDBCN 7.5 03/15/25	Industrials	7.311.903	1.456.372
	BOMBARDIER INC BBDBCN 7.5 12/01/24	Industrials	4.408.898	878.156
	BOMBARDIER INC BBDBCN 7.875 04/15/27	Industrials	8.723.722	1.737.575
	BOMBARDIER INC BBDBCN 8.75 12/01/21	Industrials	4.601.383	916.495
	BROOKFIELD RESID BRPCN 6.25 09/15/27	Information Technok	5.979.521	1.190.990
	CANACOL ENRG LTD CNECN 7.25 05/03/25	Financials	3.561.123	708.263
	CNOOC FIN 2014 CNOOC 4.25 04/30/24	Industrials	5.975.821	1.188.517
	CNOOC FIN 2014 CNOOC 4.875 04/30/44	Industrials	6.844.029	1.361.193
	COTT CORP BCBCN 5.5 07/01/24	Consumer Staples	3.339.145	665.509
	ENSIGN DRILLING ESICN 9.25 04/15/24	Energy	4.019.084	800.514
	ENTERTAINMENT ON ETOLN 4.625 07/15/26	Telecommunication	3.659.168	729.291
	FIRST QUANTUM FMCN 6.875 03/01/26	Financials	4.622.413	919.341
	FIRST QUANTUM FMCN 7.25 04/01/23	Materials	11.676.416	2.322.295
	FIRST QUANTUM FMCN 7.25 05/15/22	Materials	4.524.320	899.831
	FIRST QUANTUM FMCN 7.5 04/01/25	Financials	11.627.544	2.312.575
	FRONTERA ENERGY FECCN 9.7 06/25/23	Energy	3.517.384	699.564
	GFL ENVIRON INC GFLENV 5.125 12/15/26	Industrials	2.255.148	449.176
	GFL ENVIRON INC GFLENV 8.5 05/01/27	Industrials	3.396.696	676.548
	GOEASY LTD GSYCN 5.375 12/01/24	Health Care	2.477.855	493.535
	HUDBAY MINERALS HBMCN 7.625 01/15/25	Materials	4.541.173	904.503
	HULK FINANCE GFLENV 7 06/01/26	Consumer Discretior	972.754	193.751
	MASONITE INTL DOOR 5.375 02/01/28	Industrials	3.609.094	718.853
	MATTAMY GROUP MATHOM 5.25 12/15/27	Information Technok	2.324.188	462.928
	MATTAMY GROUP MATHOM 6.5 10/01/25	Information Technok	2.415.484	481.112
	MDC PARTNERS INC MDZACN 6.5 05/01/24	Telecommunication	3.825.160	761.888
	NORTHWEST/DOM NORACQ 7.125 11/01/22	Materials	1.291.440	257.227
	OPEN TEXT CORP OTEXCN 5.875 06/01/26	Information Technok	8.064.734	1.606.319
	PARKLAND FUEL PTICN 5.875 07/15/27	Energy	6.122.049	1.219.379




Land	Selskab/aktie	Branche	Markedsværdi i kr.	
				
				
	QUEBECOR MEDIA QBRCN 5.75 01/15/23	Consumer Discretior	12.122.837	2.414.605
	RITCHIE BROS AUC RBACN 5.375 01/15/25	Industrials	2.373.926	472.834
	SEVEN GENS ENER VIICN 5.375 09/30/25	Energy	4.251.813	846.868
	STONEWAY CAPITAL STNEWY 10 03/01/27	Real Estate	2.458.556	488.976
	TELESAT CANADA/L TELSAT 6.5 10/15/27	Industrials	2.466.697	491.312
	TITAN ACQ/CO-BOR HUSKYI 7.75 04/15/26	Consumer Discretior	2.800.945	557.887
	VALEANT PHARMA BHCCN 4.5 05/15/23	Health Care	10.166.007	2.026.137
	VALEANT PHARMA BHCCN 5.875 05/15/23	Health Care	10.611.342	2.113.548
	VALEANT PHARMA BHCCN 6.125 04/15/25	Health Care	8.738.962	1.740.611
	VALEANT PHARMA BHCCN 9 12/15/25	Health Care	12.692.088	2.527.987
	VIDEOTRON LTD QBRCN 5.375 06/15/24	Consumer Discretior	4.594.662	915.157
Cayman Island	ABQ FINANCE ABQKQD 3.5 02/22/22	Financials	11.398.641	2.267.049
	ABQ FINANCE ABQKQD 3.625 04/13/21	Financials	11.333.181	2.254.029
	AKCB FINANCE LTD ALKHAL 4.75 10/09/23	Energy	23.459.420	4.665.788
	ALIBABA GROUP BABA 2.8 06/06/23	Health Care	5.636.040	1.120.939
	ALIBABA GROUP BABA 3.4 12/06/27	Health Care	5.799.924	1.153.533
	ALIBABA GROUP BABA 4 12/06/37	Consumer Discretior	6.008.891	1.195.094
	ALIBABA GROUP BABA 4.4 12/06/57	Health Care	3.848.164	765.352
	ALMARAI SUKUK ALMARA 4.311 03/05/24	Financials	17.724.298	3.525.144
	AMBER CIRCLE ACIRC 3.25 12/04/22	Consumer Discretior	6.721.522	1.336.827
	BAIDU INC BIDU 4.125 06/30/25	Industrials	5.903.187	1.174.071
	BAIDU INC BIDU 4.375 03/29/28	Industrials	6.075.705	1.208.383
	BIOCEANICO SOV PARCRT 0 06/05/34	Materials	3.885.871	772.852
	BRAZIL MINAS SPE MINASG 5.333 02/15/28	Materials	8.204.361	1.631.746
	CHINA EVERGRANDE EVERRE 8.25 03/23/22	Financials	4.260.749	847.410
	CHINA EVERGRANDE EVERRE 8.75 06/28/25	Real Estate	3.817.891	759.331
	CHINA OVERSEAS CHIOLI 4.25 04/26/23	Materials	5.836.753	1.160.858
	CHINA OVERSEAS CHIOLI 4.75 04/26/28	Materials	6.219.601	1.237.002
	CK HUTCHISON CAP CKHH 4 PERP	Real Estate	3.384.326	673.101
	CK HUTCHISON INT CKHH 2.875 04/05/22	Industrials	5.650.263	1.123.767
	CK HUTCHISON INT CKHH 3.25 04/11/24	Industrials	8.023.652	1.595.805
	CK HUTCHISON INT CKHH 3.5 04/05/27	Industrials	5.792.768	1.152.110
	CK HUTCHISON INT CKHH 3.625 04/11/29	Industrials	11.754.563	2.337.837
	COM CELULARES COMCCT 6.875 02/06/24	Information Technok	9.390.041	1.867.563
	COUNTRY GARDEN COGARD 5.125 01/17/25	Consumer Staples	3.439.060	683.986
	DAR AL-ARKAN SUK DARALA 6.875 03/21/23	Financials	17.267.194	3.434.231
	EZDAN SUKUK ERESQD 4.875 04/05/22	Real Estate	10.214.220	2.031.482
	FIBRIA OVERSEAS FIBRBZ 5.25 05/12/24	Materials	3.637.708	723.495
	FIBRIA OVERSEAS FIBRBZ 5.5 01/17/27	Materials	6.234.009	1.239.867
	FORMOSA GROUP CA FORCAY 3.375 04/22/25	Materials	10.329.278	2.054.366
	FOXCONN FAR EAST HONHAI 3 09/23/26	Industrials	6.623.883	1.317.408
	GLB AIR LEASE CO GALCLD 6.5 09/15/24	Health Care	7.150.648	1.424.253
	GRUPO AVAL LTD AVALCB 4.75 09/26/22	Industrials	11.723.148	2.331.589
	HK LAND FINANCE HKLSP 4.625 01/16/24	Information Technok	9.749.564	1.939.068
	INDUSTRIAL SR TR BANGUA 5.5 11/01/22	Financials	5.871.721	1.167.813
	KAISA GROUP KAISAG 9.375 06/30/24	Materials	3.176.700	631.806
	LATAM FINANCE LT LTMCI 7 03/01/26	Information Technok	9.853.582	1.959.755
	LIMA METRO LINE LIMAMT 5.875 07/05/34	Real Estate	10.156.445	2.019.991
	MELCO RESORTS MPEL 4.875 06/06/25	Industrials	14.886.604	2.962.425
	MELCO RESORTS MPEL 5.25 04/26/26	Industrials	10.422.263	2.073.532
	MELCO RESORTS MPEL 5.375 12/04/29	Industrials	4.038.560	804.393
	MELCO RESORTS MPEL 5.625 07/17/27	Industrials	2.960.200	589.607
	MGM CHINA HOLDIN MGMCHI 5.375 05/15/24	Consumer Discretior	2.916.961	580.995
	MGM CHINA HOLDIN MGMCHI 5.875 05/15/26	Consumer Discretior	16.066.816	3.196.355
	MIZZEN BONDCO MIZZEN 7 05/01/21	Financials	1.048.199	208.911
	MUMTALAKAT SUKUK MUMTAK 5.625 02/27/24	Financials	5.975.245	1.188.402
	NOBLE HLDG INTL NE 7.875 02/01/26	Financials	2.539.152	505.744
	ODEBRECHT VIII ODEBRE 7.35 12/01/26	Energy	1.224.597	243.557
	OVPH LTD CKINF 5.875 PERP	Financials	4.630.720	920.993
	QIB SUKUK LTD QIBKQD 3.251 05/23/22	Health Care	11.275.220	2.242.502
	QIB SUKUK LTD QIBKQD 3.982 03/26/24	Health Care	15.222.516	3.027.570
	QIIB SR SUKUK LT QIIKQD 4.264 03/05/24	Health Care	21.306.335	4.237.566
	QNB FINANCE LTD QNBK 2.125 09/07/21	Health Care	13.348.994	2.654.950
	QNB FINANCE LTD QNBK 3.5 03/28/24	Health Care	17.395.425	3.459.735
	SANDS CHINA LTD SANLTD 4.6 08/08/23	Consumer Discretior	13.127.242	2.610.846
	SANDS CHINA LTD SANLTD 5.125 08/08/25	Consumer Discretior	13.707.608	2.726.274
	SANDS CHINA LTD SANLTD 5.4 08/08/28	Consumer Discretior	15.367.570	3.056.420
	SAUDI ELEC GLOBA SECO 3.473 04/08/23	Industrials	23.110.345	4.596.362
	SAUDI ELEC GLOBA SECO 5.06 04/08/43	Industrials	6.381.991	1.269.299
	SAUDI ELEC SECO 4.222 01/27/24	Industrials	24.023.790	4.778.035
	SAUDI ELEC SECO 4.723 09/27/28	Industrials	25.047.099	4.981.558
	SWIRE PAC MTN FI SWIRE 3 07/05/24	Financials	5.682.999	1.130.278
	SWIRE PAC MTN FI SWIRE 4.5 02/28/22	Financials	5.864.450	1.166.366
	TENCENT HOLDINGS TENCNT 3.28 04/11/24	Information Technok	5.761.520	1.145.895
	TENCENT HOLDINGS TENCNT 3.575 04/11/26	Information Technok	5.811.768	1.155.889
	TENCENT HOLDINGS TENCNT 3.975 04/11/29	Telecommunication	12.083.141	2.403.187
	TERMOCANDELARIA TERMOC 7.875 01/30/29	Information Technok	8.853.678	1.760.887
	TRANSOCEAN INC RIG 6.8 03/15/38	Energy	2.044.680	407.256
	TRANSOCEAN INC RIG 7.25 11/01/25	Industrials	5.267.758	1.049.222
	TRANSOCEAN INC RIG 7.5 01/15/26	Energy	4.264.040	849.304
	TRANSOCEAN INC RIG 7.5 04/15/31	Energy	2.205.010	439.190
	TRANSOCEAN INC RIG 9 07/15/23	Industrials	6.098.953	1.214.778




Land	Selskab/aktie	Branche	Markedsværdi i kr.	
				
				
	TRANSOCEAN RIG 5.875 01/15/24	Industrials	2.594.155	516.699
	TRANSOCEAN RIG 6.125 08/01/25	Industrials	1.306.595	260.245
	TRANSOCEAN SENTR RIG 5.375 05/15/23	Industrials	2.842.498	566.164
	UPCB FINANCE IV UPCB 4 01/15/27	Financials	3.010.960	600.100
	UPCB FINANCE IV UPCB 5.375 01/15/25	Financials	7.316.144	1.457.216
	UPCB FINANCE VII UPCB 3.625 06/15/29	Financials	4.710.257	938.778
	VALE OVERSEAS VALEBZ 6.25 08/10/26	Consumer Discretior	6.654.363	1.323.470
	VALE OVERSEAS VALEBZ 6.875 11/21/36	Materials	7.264.902	1.444.899
	WYNN MACAU LTD WYNNMAC 4.875 10/01/24	Consumer Discretior	16.413.526	3.265.869
	WYNN MACAU LTD WYNNMAC 5.125 12/15/29	Consumer Discretior	3.979.230	792.576
	WYNN MACAU LTD WYNNMAC 5.5 10/01/27	Consumer Discretior	1.171.596	233.356
Chile	BANC CRED INVERS BCICI 3.5 10/12/27	Financials	4.591.382	913.169
	BANCO CRED INV BCICI 4 02/11/23	Financials	4.675.393	929.878
	BANCO DEL ESTADO BANCO 3.875 02/08/22	Financials	12.500.083	2.486.112
	CELULOSA ARAUCO CELARA 3.875 11/02/27	Health Care	9.039.984	1.797.941
	CELULOSA ARAUCO CELARA 5.5 11/02/47	Health Care	5.840.988	1.161.700
	CENCOSUD SA CENSUD 4.375 07/17/27	Health Care	5.604.656	1.114.697
	CENCOSUD SA CENSUD 4.875 01/20/23	Health Care	11.693.696	2.325.731
	CENCOSUD SA CENSUD 6.625 02/12/45	Health Care	2.383.751	474.098
	CODELCO INC CDEL 3 09/30/29	Consumer Staples	7.482.790	1.488.234
	CODELCO INC CDEL 3.625 08/01/27	Consumer Staples	7.343.599	1.460.551
	CODELCO INC CDEL 3.7 01/30/50	Consumer Staples	5.392.311	1.072.464
	CODELCO INC CDEL 4.25 07/17/42	Materials	7.386.150	1.469.014
	CODELCO INC CDEL 4.375 02/05/49	Consumer Staples	15.072.826	2.997.799
	CODELCO INC CDEL 4.5 08/01/47	Consumer Staples	5.778.585	1.149.289
	CODELCO INC CDEL 4.5 09/16/25	Materials	12.219.358	2.430.279
	CODELCO INC CDEL 4.875 11/04/44	Consumer Staples	9.021.809	1.794.326
	CODELCO INC CDEL 5.625 09/21/35	Materials	6.562.589	1.305.218
	CODELCO INC CDEL 5.625 10/18/43	Materials	11.292.160	2.245.871
	CODELCO INC CDEL 6.15 10/24/36	Materials	2.629.478	522.971
	EMPRESA METRO BMETR 4.75 02/04/24	Industrials	3.639.520	723.855
	EMPRESA METRO BMETR 5 01/25/47	Industrials	4.834.858	961.593
	EMPRESA NACIONAL ENAPCL 3.75 08/05/26	Industrials	8.668.015	1.723.961
	EMPRESA NACIONAL ENAPCL 4.375 10/30/24	Energy	5.915.375	1.176.495
	EMPRESA NACIONAL ENAPCL 4.5 09/14/47	Industrials	5.763.249	1.146.239
	EMPRESA NACIONAL ENAPCL 5.25 11/06/29	Industrials	1.253.453	249.296
	ENEL AMERICAS SA ENRSIS 4 10/25/26	Utilities	6.962.741	1.384.803
	ENEL CHILE SA ENELCH 4.875 06/12/28	Utilities	9.898.424	1.968.674
	ENTEL CHILE SA ENTEL 4.75 08/01/26	Telecommunication	6.006.176	1.194.554
	ENTEL CHILE SA ENTEL 4.875 10/30/24	Telecommunication	8.349.765	1.660.665
	GNL QUINTERO SA GNLQCI 4.634 07/31/29	Energy	10.840.498	2.156.041
	INVERS CMPC CAY CMPCCI 4.375 05/15/23	Health Care	8.116.468	1.614.265
	INVERSIONES CMPC CMPCCI 4.375 04/04/27	Health Care	7.100.273	1.412.156
	SACI FALABELLA BFALA 3.75 04/30/23	Consumer Discretior	5.712.772	1.136.200
	SACI FALABELLA BFALA 3.75 10/30/27	Consumer Discretior	4.575.335	909.978
	TRANSELEC SA TSELEC 4.25 01/14/25	Industrials	5.972.915	1.187.939
Colombia	BANCO DE BOGOTA BANBOG 4.375 08/03/27	Financials	13.217.108	2.628.719
	BANCO DE BOGOTA BANBOG 5.375 02/19/23	Financials	6.013.713	1.196.053
	BANCO NAL CR BNALCR 6.25 11/01/23	Financials	6.259.894	1.245.016
	BANCOLOMBIA BCOLO 4.875 10/18/27	Financials	21.903.359	4.356.307
	COLOMBIA TELE TELEFO 5.375 09/27/22	Telecommunication	12.504.444	2.486.979
	INSTITUTO COSTAR COSICE 6.375 05/15/43	Energy	5.320.443	1.058.170
	SAZKA GROUP AS SAZKAG 4.125 11/20/24	Industrials	1.150.975	229.395
	SURA ASSET MGMT SUAMSA 4.375 04/11/27	Financials	10.808.446	2.149.666
	SURAMERICANA GRUPOS 5.5 04/29/26	Financials	11.257.368	2.238.951
	TEVA PHARM FIN TEVA 3.65 11/10/21	Consumer Staples	15.369.224	3.056.748
	TRNSPRTA DE GAS TRAGSA 5.55 11/01/28	Industrials	10.272.989	2.043.170
Danmark	AEROPUERTOS DOMI AERDOS 6.75 03/30/29	Industrials	4.973.915	989.250
	DKT FINANCE TDCDC 7 06/17/23	Consumer Staples	7.293.897	1.453.711
	NORICAN A/S NORICA 4.5 05/15/23	Industrials	2.119.583	422.444
	TDC A/S TDCDC 5 03/02/22	Telecommunication	2.830.680	564.169
	TDC A/S TDCDC 6.875 02/23/23	Telecommunication	4.398.939	876.731
Finland	CITYCON OYJ CITCON 4.496 PERP	Information Technok	2.052.242	409.022
	NOKIA OYJ NOKIA 1 03/15/21	Information Technok	3.168.584	631.515
	NOKIA OYJ NOKIA 2 03/11/26	Information Technok	3.616.190	720.725
	NOKIA OYJ NOKIA 2 03/15/24	Information Technok	6.296.523	1.254.929
	NOKIA OYJ NOKIA 3.375 06/12/22	Information Technok	2.825.089	562.696
	NOKIA OYJ NOKIA 6.625 05/15/39	Information Technok	3.252.223	647.772
	OUTOKUMPU OYJ OUTOK 4.125 06/18/24	Consumer Staples	1.738.969	346.585
	TEOLLISUUDEN VOI TVOYFH 1.125 03/09/26	Information Technok	4.009.857	799.185
	TEOLLISUUDEN VOI TVOYFH 2 05/08/24	Information Technok	3.299.554	657.618
	TEOLLISUUDEN VOI TVOYFH 2.125 02/04/25	Utilities	4.010.142	799.242
	TEOLLISUUDEN VOI TVOYFH 2.625 01/13/23	Information Technok	3.385.709	674.789
Frankrig	ACCOR ACFP 2.625 PERP	Information Technok	2.551.853	508.597
	ACCOR ACFP 4.375 PERP	Consumer Discretior	4.195.022	836.089
	ALTICE FRANCE SFRFP 2.5 01/15/25	Industrials	3.816.656	760.679
	ALTICE FRANCE SFRFP 3.375 01/15/28	Industrials	6.653.506	1.326.078
	ALTICE FRANCE SFRFP 5.5 01/15/28	Industrials	5.791.995	1.153.639
	ALTICE FRANCE SFRFP 5.875 02/01/27	Industrials	6.464.241	1.288.356
	ALTICE FRANCE SFRFP 8.125 02/01/27	Industrials	9.371.602	1.866.619
	BANIJAY GROUP BANIIJA 4 07/01/22	Consumer Discretior	2.598.612	517.917
	BURGER KING FR S BGRKNG 6 05/01/24	Industrials	1.486.842	296.335




Land	Selskab/aktie	Branche	Markedsværdi i kr.	
				
				
	BURGER KING FR S BGRKNG Float 05/01/23	Industrials	1.119.331	223.088
	CASINO GUICHARD COFF 1.865 06/13/22	Consumer Staples	3.033.689	604.630
	CASINO GUICHARD COFF 3.311 01/25/23	Consumer Staples	4.479.635	892.814
	CASINO GUICHARD COFF 3.58 02/07/25	Consumer Staples	2.785.286	555.122
	CASINO GUICHARD COFF 4.048 08/05/26	Consumer Staples	2.167.444	431.983
	CASINO GUICHARD COFF 4.498 03/07/24	Consumer Staples	5.331.179	1.062.531
	CASINO GUICHARD COFF 5.976 05/26/21	Consumer Staples	4.062.748	809.726
	CMA CGM SA CMACG 5.25 01/15/25	Consumer Staples	4.053.926	807.968
	CMA CGM SA CMACG 6.5 07/15/22	Consumer Staples	4.107.581	818.662
	CMA CGM SA CMACG 7.75 01/15/21	Industrials	4.440.023	884.919
	CONSTANTIN INVES CERBA 5.375 04/15/25	Energy	1.305.691	260.231
	CONSTELLIUM NV CSTM 4.25 02/15/26	Materials	3.306.861	659.074
	CONSTELLIUM NV CSTM 5.875 02/15/26	Materials	2.991.485	595.838
	CONSTELLIUM NV CSTM 6.625 03/01/25	Materials	2.953.444	588.262
	CROWN EUROPEAN CCK 0.75 02/15/23	Real Estate	2.815.363	561.116
	CROWN EUROPEAN CCK 2.25 02/01/23	Real Estate	2.627.217	523.618
	CROWN EUROPEAN CCK 2.625 09/30/24	Real Estate	4.022.751	801.755
	CROWN EUROPEAN CCK 2.875 02/01/26	Real Estate	4.108.552	818.855
	CROWN EUROPEAN CCK 3.375 05/15/25	Materials	4.836.726	963.984
	CROWN EUROPEAN CCK 4 07/15/22	Materials	3.766.432	750.669
	ELIS SA ELISGP 1 04/03/25	Health Care	3.137.576	625.335
	ELIS SA ELISGP 1.625 04/03/28	Health Care	2.534.230	505.085
	ELIS SA ELISGP 1.75 04/11/24	Health Care	3.273.373	652.400
	ELIS SA ELISGP 1.875 02/15/23	Health Care	3.942.616	785.783
	ELIS SA ELISGP 2.875 02/15/26	Health Care	2.826.487	563.333
	EUROPCAR MOB EUROCA 4 04/30/26	Health Care	2.592.649	516.728
	EUROPCAR MOB EUROCA 4.125 11/15/24	Industrials	4.367.750	870.515
	FAURECIA EOFP 2.375 06/15/27	Consumer Discretior	3.882.475	773.797
	FAURECIA EOFP 2.625 06/15/25	Consumer Discretior	4.553.389	907.514
	FAURECIA EOFP 3.125 06/15/26	Consumer Discretior	4.152.758	827.666
	FNAC DARTY SA FNACFP 1.875 05/30/24	Consumer Discretior	1.936.652	385.985
	FNAC DARTY SA FNACFP 2.625 05/30/26	Consumer Discretior	2.459.368	490.165
	GETLINK SE GETFP 3.625 10/01/23	Industrials	3.909.455	779.174
	KAPLA HOLDING SA KILOTO 3.375 12/15/26	Consumer Staples	637.826	127.122
	LA FIN ATALIAN ATALIA 4 05/15/24	Consumer Discretior	2.785.712	555.207
	LA FIN ATALIAN ATALIA 5.125 05/15/25	Consumer Discretior	2.015.644	401.728
	LA FIN ATALIAN ATALIA 6.625 05/15/25	Consumer Discretior	1.456.215	290.231
	LOUVRE BIDCO SAS LOUBID 4.25 09/30/24	Materials	1.946.743	387.996
	LOXAM SAS LOXAM 2.875 04/15/26	Consumer Discretior	1.583.549	315.609
	LOXAM SAS LOXAM 3.25 01/14/25	Consumer Discretior	4.559.785	908.788
	LOXAM SAS LOXAM 3.5 04/15/22	Consumer Discretior	1.937.237	386.101
	LOXAM SAS LOXAM 3.5 05/03/23	Consumer Discretior	1.926.060	383.874
	LOXAM SAS LOXAM 3.75 07/15/26	Consumer Discretior	3.296.006	656.911
	LOXAM SAS LOXAM 4.25 04/15/24	Consumer Discretior	1.973.724	393.373
	LOXAM SAS LOXAM 4.5 04/15/27	Consumer Discretior	940.237	187.394
	LOXAM SAS LOXAM 5.75 07/15/27	Consumer Discretior	1.815.534	361.845
	LOXAM SAS LOXAM 6 04/15/25	Consumer Discretior	1.981.867	394.996
	MOBILUX FINANCE MOBLUX 5.5 11/15/24	Telecommunication	2.585.385	515.280
	NEWCO GB SAS NEWCGB 8 12/15/22	Information Technok	1.292.802	257.662
	NEXANS SA NEXFP 3.25 05/26/21	Industrials	2.633.198	524.810
	NEXANS SA NEXFP 3.75 08/08/23	Industrials	2.777.229	553.516
	NOVAFIVES NVFVES 5 06/15/25	Consumer Discretior	2.248.226	448.083
	NUMERICABLE-SFR SFRFP 7.375 05/01/26	Telecommunication	24.668.924	4.913.512
	PAPREC HOLDING PAPREC 4 03/31/25	Consumer Discretior	4.259.960	849.032
	PARTS EUROPE SA AUTODI 4.375 05/01/22	Financials	1.422.055	283.423
	QUATRIM COFF 5.875 01/15/24	Information Technok	993.371	197.984
	RCI BANQUE RENAUL 2.625 02/18/30	Industrials	4.425.724	882.069
	REXEL SA RXLFP 2.125 06/15/25	Industrials	3.829.755	763.290
	REXEL SA RXLFP 2.625 06/15/24	Industrials	1.591.819	317.258
	REXEL SA RXLFP 2.75 06/15/26	Industrials	4.274.334	851.897
	SOLVAY FIN SOLBBB 5.118 PERP	Telecommunication	3.411.313	679.892
	SOLVAY FIN SOLBBB 5.425 PERP	Telecommunication	3.618.142	721.114
	SOLVAY FIN SOLBBB 5.869 PERP	Telecommunication	3.795.605	756.483
	SPCM SA SNFF 2.875 06/15/23	Materials	3.784.276	754.226
	SPIE SA SPIEFP 2.625 06/18/26	Industrials	4.624.832	921.752
	SPIE SA SPIEFP 3.125 03/22/24	Industrials	4.117.861	820.711
	TEREOS FIN GROUP TEREOS 4.125 06/16/23	Information Technok	3.096.849	617.218
	THREEAB OPTIQUE AAFFP 4 10/01/23	Financials	1.462.030	291.390
	VALLOUREC SA VKFP 2.25 09/30/24	Energy	2.239.178	446.280
	VALLOUREC SA VKFP 6.375 10/15/23	Energy	2.146.915	427.891
	VALLOUREC SA VKFP 6.625 10/15/22	Energy	3.364.623	670.586
Grækenland	NATL BK GREECE ETEGA 8.25 07/18/29	Financials	4.108.217	818.789
Guernsey	SUMMIT PROPRTIE SMTPLN 2 01/31/25	Real Estate	2.464.848	491.257
Holland	ACHMEA BV ACHMEA 4.625 PERP	Consumer Discretior	3.941.151	785.492
	AERCAP AER 5.875 10/10/79	Industrials	3.308.613	659.004
	ALCOA NEDERLAND AA 6.125 05/15/28	Materials	4.544.416	905.149
	ALCOA NEDERLAND AA 6.75 09/30/24	Materials	5.936.335	1.182.388
	AXALTA COATING AXTA 3.75 01/15/25	Financials	3.271.371	652.001
	BHARTI AIRTEL IN BHARTI 5.125 03/11/23	Energy	5.918.585	1.177.133
	BRASKEM NL BRASKM 4.5 01/10/28	Industrials	9.064.079	1.802.733
	CBR FASHION FIN CBRFHG 5.125 10/01/22	Financials	2.596.798	517.555
	DARLING GLBL FIN DAR 3.625 05/15/26	Consumer Discretior	2.979.422	593.814




Land	Selskab/aktie	Branche	Markedsværdi i kr.	
				
				
	DIAMOND BC BV DIVRSY 5.625 08/15/25	Consumer Staples	2.992.488	596.418
	DUFROY ONE BV DUFNSW 2 02/15/27	Consumer Discretior	4.120.538	821.244
	DUFROY ONE BV DUFNSW 2.5 10/15/24	Consumer Discretior	5.804.001	1.156.767
	EMBRAER NL FINAN EMBRBRZ 5.05 06/15/25	Telecommunication	6.119.437	1.217.080
	EMBRAER NL FINAN EMBRBRZ 5.4 02/01/27	Telecommunication	5.114.472	1.017.205
	ENERGIZER G ENR 4.625 07/15/26	Utilities	5.054.761	1.007.440
	EQUATE PETROCH B EQPTRC 3 03/03/22	Energy	16.944.757	3.370.102
	EQUATE PETROCH B EQPTRC 4.25 11/03/26	Energy	17.949.641	3.569.961
	FERROVIAL NL FERSM 2.124 PERP	Consumer Discretior	3.715.412	740.500
	FIAT CHRYSLER AU FCAIM 3.75 03/29/24	Consumer Discretior	8.678.334	1.729.636
	FIAT CHRYSLER AU FCAIM 5.25 04/15/23	Consumer Discretior	9.012.216	1.795.037
	GAS NAT FENOSA F NTGYSM 3.375 PERP	Consumer Discretior	3.421.007	681.824
	GAS NAT FENOSA F NTGYSM 4.125 PERP	Utilities	6.794.576	1.354.194
	GOODYEAR EUROPE GT 3.75 12/15/23	Real Estate	1.267.751	252.669
	GREENKO DUTCH BV GRNKEN 5.25 07/24/24	Real Estate	10.391.305	2.066.702
	GTH FINANCE BV VIP 7.25 04/26/23	Financials	5.059.022	1.006.177
	HEMA BONDCO II HEMABV 8.5 01/15/23	Energy	630.960	125.754
	HERTZ HOLDGS BV HTZ 4.125 10/15/21	Consumer Staples	1.274.011	253.917
	HERTZ HOLDGS BV HTZ 5.5 03/30/23	Consumer Staples	3.953.699	787.992
	IHS NETHERLANDS IHSGLD 8 09/18/27	Health Care	6.026.107	1.198.518
	INTERTRUST G INTERN 3.375 11/15/25	Industrials	3.127.640	623.355
	INTERXION HOLDIN INXN 4.75 06/15/25	Information Technok	8.793.654	1.752.620
	IPD 3 BV IPDEBV 4.5 07/15/22	Financials	3.901.158	777.521
	JP MORGAN STRUCT JPM 6.25 08/20/20	Consumer Discretior	14.788.510	2.941.252
	KAZAKHSTAN TEMIR KTKZK 6.95 07/10/42	Consumer Staples	13.768.500	2.738.384
	KB ACT SYS BV KOANO 5 07/15/25	Consumer Staples	1.808.205	360.384
	KONINKLIJKE KPN KPN 2 PERP	Materials	2.550.585	508.345
	LKQ EURO BV LKQ 3.625 04/01/26	Information Technok	5.316.240	1.059.554
	LKQ EURO BV LKQ 4.125 04/01/28	Information Technok	2.103.773	419.293
	MAXEDA DIY MAXDIY 6.125 07/15/22	Information Technok	3.138.829	625.585
	Maxeda Mezz A Shares	Information Technok	753.998	150.180
	Maxeda Mezz Preferred Shares	Information Technok	17.600.524	3.505.641
	METINVEST BV METINV 7.75 04/23/23	Consumer Discretior	12.034.712	2.393.555
	METINVEST BV METINV 7.75 10/17/29	Consumer Discretior	1.153.821	229.481
	MINEJESA CAPITAL MINCAP 4.625 08/10/30	Telecommunication	9.382.960	1.866.155
	MINEJESA CAPITAL MINCAP 5.625 08/10/37	Telecommunication	7.419.654	1.475.677
	MONG DUONG FIN MONDFI 5.125 05/07/29	Materials	8.592.661	1.708.974
	MYRIAD INTL HLDS PRXNA 4.85 07/06/27	Information Technok	18.587.509	3.696.826
	OCI NV OCINV 3.125 11/01/24	Energy	4.897.267	976.050
	OCI NV OCINV 5 04/15/23	Materials	2.293.308	457.068
	OCI NV OCINV 5.25 11/01/24	Energy	2.780.654	553.846
	OCI NV OCINV 6.625 04/15/23	Materials	4.417.683	879.906
	OI EUROPEAN GRP OI 2.875 02/15/25	Utilities	2.274.033	453.226
	OI EUROPEAN GRP OI 3.125 11/15/24	Utilities	5.510.661	1.098.303
	OI EUROPEAN GRP OI 4.875 03/31/21	Utilities	798.804	159.206
	PHOENIX PIB DUTC PHARGR 3.625 07/30/21	Information Technok	1.332.840	265.642
	PPF ARENA 1 B PPFARA 2.125 01/31/25	Financials	3.341.310	665.940
	PPF ARENA 1 B PPFARA 3.125 03/27/26	Financials	3.699.261	737.282
	PROMONTORIA PRMHLD 6.75 08/15/23	Real Estate	2.303.393	459.078
	REPSOL INTL FIN REPSM 3.875 PERP	Consumer Discretior	7.015.183	1.398.162
	REPSOL INTL FIN REPSM 4.5 03/25/75	Consumer Discretior	7.414.080	1.477.664
	ROYAL CAPITAL ICTPM 5.875 PERP	Financials	5.109.624	1.016.241
	SABIC CAPITAL II SABIC 4 10/10/23	Consumer Discretior	17.697.277	3.519.769
	SABIC CAPITAL II SABIC 4.5 10/10/28	Consumer Discretior	18.699.241	3.719.048
	SAIPEM FIN INTL SPMIM 2.625 01/07/25	Consumer Staples	3.381.664	673.983
	SAIPEM FIN INTL SPMIM 2.75 04/05/22	Consumer Staples	3.335.917	664.865
	SAIPEM FIN INTL SPMIM 3 03/08/21	Consumer Staples	3.300.464	657.799
	SAIPEM FIN INTL SPMIM 3.75 09/08/23	Consumer Staples	3.490.673	695.709
	SAMVARDHANA MOTH MSSIN 1.8 07/06/24	Information Technok	1.539.785	306.887
	SCHOELLER PACK SCHOPA 6.375 11/01/24	Industrials	1.800.142	358.778
	SELECTA GROUP BV SELNSW 5.875 02/01/24	Consumer Discretior	7.052.495	1.405.598
	SENSATA TECH BV ST 5 10/01/25	Industrials	7.642.542	1.522.228
	SIGMA FIN NL SIGMA 4.875 03/27/28	Industrials	6.076.357	1.208.512
	SIGMA HOLDCO SIGHCO 5.75 05/15/26	Industrials	4.754.347	947.565
	SRLEV NV SRLEVV 9 04/15/41	Financials	2.749.239	547.937
	STARFRUIT FINCO SPCHEM 6.5 10/01/26	Consumer Discretior	3.229.947	643.745
	STARFRUIT FINCO SPCHEM 8 10/01/26	Consumer Discretior	2.987.767	595.098
	STARS GROUP HLDS TSGICN 7 07/15/26	Telecommunication	6.203.674	1.235.637
	SUMMER BIDCO ADRBID 9 11/15/25	Real Estate	2.357.892	469.940
	SUNSHINE MID SUNSHM 6.5 05/15/26	Financials	3.198.367	637.451
	TELEFONICA EUROP TELEFO 2.625 PERP	Telecommunication	5.233.419	1.043.047
	TELEFONICA EUROP TELEFO 2.875 PERP	Telecommunication	643.061	128.165
	TELEFONICA EUROP TELEFO 3 PERP	Telecommunication	6.546.373	1.304.725
	TELEFONICA EUROP TELEFO 3.75 PERP	Telecommunication	6.767.327	1.348.763
	TELEFONICA EUROP TELEFO 3.875 PERP	Telecommunication	6.167.462	1.229.207
	TELEFONICA EUROP TELEFO 4.375 PERP	Telecommunication	6.466.058	1.288.718
	TELEFONICA EUROP TELEFO 5.875 PERP	Telecommunication	6.052.081	1.206.211
	TEVA PHARMACEUCI TEVA 2.8 07/21/23	Consumer Staples	25.068.643	4.985.843
	TEVA PHARMACEUCI TEVA 3.15 10/01/26	Consumer Staples	18.748.618	3.728.868
	TEVA PHARMACEUCI TEVA 4.1 10/01/46	Consumer Staples	11.451.278	2.277.517
	TRIVIUM PACK FIN TRIVIU 3.75 08/15/26	Industrials	4.635.860	923.950
	TRIVIUM PACK FIN TRIVIU 5.5 08/15/26	Industrials	5.011.454	998.172





Land	Selskab/aktie	Branche	Markedsværdi i kr.	
				
				
	TRIVIUM PACK FIN TRIVIU 8.5 08/15/27	Industrials	3.104.011	618.251
	UNITED GROUP ADRBID 4.375 07/01/22	Industrials	3.896.327	776.558
	UNITED GROUP ADRBID 4.875 07/01/24	Industrials	3.351.067	667.885
	UPC HOLDING BV UPCB 3.875 06/15/29	Financials	3.639.400	725.351
	UPC HOLDING BV UPCB 5.5 01/15/28	Financials	5.783.865	1.152.020
	VEON HOLDINGS BV VIP 4 04/09/25	Utilities	2.924.037	582.404
	VIMPELCOM HLDGS VIP 4.95 06/16/24	Health Care	3.588.182	713.645
	VTR FIN BV VTRFIN 6.875 01/15/24	Financials	7.046.994	1.401.560
	VZ VENDOR ZIGGO 2.5 01/31/24	Materials	3.201.594	638.094
	ZIGGO BV ZIGGO 01/15/30	Financials	2.288.641	456.138
	ZIGGO BV ZIGGO 4.25 01/15/27	Financials	6.168.845	1.229.482
	ZIGGO BV ZIGGO 4.875 01/15/30	Financials	2.315.960	461.289
	ZIGGO BV ZIGGO 5.5 01/15/27	Financials	10.585.811	2.108.463
	ZIGGO ZIGGO 4.625 01/15/25	Financials	6.208.942	1.237.474
	ZIGGO ZIGGO 6 01/15/27	Financials	3.016.134	600.748
Hollandske Antille	AGUA Y SANEAMIE AGUSAN 6.625 02/01/23	Financials	1.902.423	378.368
	ARCOR SAIC ARCOR 6 07/06/23	Industrials	5.565.122	1.106.834
	GENERACION MEDIT ALBAAR 9.625 07/27/23	Consumer Discretior	1.131.881	225.117
	GENNEIA SA GNNEIA 8.75 01/20/22	Health Care	3.698.856	735.657
	PAMPA ENERGIA PAMPAR 7.375 07/21/23	Energy	5.411.133	1.076.207
	PAMPA ENERGIA PAMPAR 7.5 01/24/27	Utilities	4.934.659	981.443
	RIO ENERGY SA MSUNRG 6.875 02/01/25	Information Technok	2.143.185	426.253
	TECPETROL S.A. TECPET 4.875 12/12/22	Materials	5.658.453	1.125.396
	TELECOM ARGENT TECOAR 8 07/18/26	Telecommunication	5.464.275	1.086.777
	TRANSPORT DE GAS TRAGAS 6.75 05/02/25	Industrials	4.966.282	987.732
	YPF SOCIEDAD ANO YPF DAR 7 12/15/47	Energy	6.753.436	1.343.175
	YPF SOCIEDAD ANO YPF DAR 8.5 07/28/25	Financials	15.306.662	3.044.306
	YPF SOCIEDAD ANO YPF DAR 8.75 04/04/24	Financials	15.402.548	3.063.376
Hong Kong	AIA GROUP AIA 3.2 03/11/25	Financials	4.604.657	915.809
	AIA GROUP AIA 3.6 04/09/29	Financials	5.876.026	1.168.669
	AIA GROUP AIA 4.5 03/16/46	Financials	5.206.215	1.035.452
	BANK OF CHINA HK BOCHKL 5.9 PERP	Financials	9.775.098	1.944.146
	BK OF EAST ASIA BNKEA 4 11/03/26	Health Care	5.648.344	1.123.386
	BK OF EAST ASIA BNKEA 5.625 PERP	Health Care	4.561.309	907.188
	CITIC CITLTD 4 01/11/28	Information Technok	5.930.788	1.179.560
	CITIC LTD CITLTD 3.125 02/28/22	Information Technok	5.651.351	1.123.984
	CITIC LTD CITLTD 3.7 06/14/26	Information Technok	5.731.189	1.139.863
	CN CITIC BK INTL CINDBK 4.25 PERP	Financials	3.336.136	663.516
	CN CITIC BK INTL CINDBK 7.1 PERP	Financials	6.099.628	1.213.141
	CNAC HK FINBRID HAOHUA 3.5 07/19/22	Financials	14.336.983	2.851.449
	CNAC HK FINBRID HAOHUA 3.875 06/19/29	Financials	2.881.586	573.112
	CNAC HK FINBRID HAOHUA 4.875 03/14/25	Financials	7.640.017	1.519.505
	CNAC HK FINBRID HAOHUA 5.125 03/14/28	Financials	9.479.937	1.885.442
	HRVATSKA ELEKTRO HRELEC 5.875 10/23/22	Information Technok	6.138.560	1.220.884
	SWIRE PRO MTN FI SWIPRO 3.5 01/10/28	Financials	3.484.985	693.120
	SWIRE PRO MTN FI SWIPRO 4.375 06/18/22	Financials	3.482.209	692.568
	VANKE REAL ESTAT VNKRL 3.975 11/09/27	Materials	5.748.492	1.143.304
	VANKE REAL ESTAT VNKRL Float 05/25/23	Materials	5.615.945	1.116.942
Indien	ADANI PORTS AND ADSEZ 3.95 01/19/22	Industrials	5.783.056	1.150.178
	ADANI PORTS AND ADSEZ 4.375 07/03/29	Industrials	5.848.702	1.163.234
	BHARAT PETROLEUM BPCLIN 4.625 10/25/22	Consumer Discretior	4.665.291	927.869
	BHARTI AIRTEL BHARTI 4.375 06/10/25	Telecommunication	7.957.964	1.582.741
	DELHI INTL AIRPO DIALIN 6.45 06/04/29	Industrials	7.198.978	1.431.788
	INDIAN OIL CORP IOCLIN 4.75 01/16/24	Financials	12.020.943	2.390.817
	INDIAN RAIL FIN INRCIN 3.73 03/29/24	Energy	11.607.907	2.308.669
	OIL INDIA LTD OINL 5.125 02/04/29	Utilities	11.337.309	2.254.850
	POWER FIN CORP POWFIN 5.25 08/10/28	Financials	9.810.360	1.951.159
	REC LIMITED RECLIN 5.25 11/13/23	Industrials	5.976.363	1.188.625
	RELIANCE INDUSTR RILIN 3.667 11/30/27	Energy	11.533.917	2.293.953
	RELIANCE INDUSTR RILIN 4.125 01/28/25	Energy	11.945.900	2.375.892
	RURAL ELECTRIFIC RECLIN 4.625 03/22/28	Real Estate	4.671.711	929.145
	ST BK INDIA/LON SBIIN 3.25 01/24/22	Utilities	7.974.864	1.586.102
	ST BK INDIA/LON SBIIN 4.375 01/24/24	Utilities	8.337.304	1.658.186
Indonesien	BANK MANDIRI PT BMRIJ 3.75 04/11/24	Consumer Discretior	8.089.214	1.608.845
	BANK RAKYAT INDO BBRIJ 3.95 03/28/24	Financials	9.368.956	1.863.369
	INDONESIA ASAHAN IDASAL 5.71 11/15/23	Consumer Staples	7.411.691	1.474.094
	INDONESIA ASAHAN IDASAL 6.757 11/15/48	Consumer Staples	5.738.943	1.141.405
	PELABUHAN IND II PLBIJ 4.25 05/05/25	Consumer Discretior	7.411.367	1.474.029
	PELABUHAN IND II PLBIJ 5.375 05/05/45	Consumer Discretior	3.189.881	634.428
	PELABUHAN INDONE PLBIII 4.5 05/02/23	Consumer Discretior	5.911.148	1.175.654
	PERTAMINA PERTIJ 4.3 05/20/23	Energy	8.840.652	1.758.296
	PERTAMINA PERTIJ 4.875 05/03/22	Energy	6.063.200	1.205.895
	PERTAMINA PERTIJ 5.625 05/20/43	Energy	6.539.722	1.300.670
	PERTAMINA PERTIJ 6 05/03/42	Energy	8.552.573	1.701.001
	PERTAMINA PERTIJ 6.45 05/30/44	Energy	8.635.214	1.717.437
	PERTAMINA PERTIJ 6.5 11/07/48	Consumer Discretior	3.657.276	727.387
	PERUSAHAAN GAS PGASIJ 5.125 05/16/24	Utilities	12.153.412	2.417.163
	PT PERTAMINA PERTIJ 3.65 07/30/29	Industrials	1.183.595	235.402
	PT PERTAMINA PERTIJ 4.7 07/30/49	Industrials	2.418.884	481.086
	PT PERTAMINA PERTIJ 6.5 05/27/41	Energy	3.562.104	708.458
	SAKA ENERGI SAKAEI 4.45 05/05/24	Energy	6.805.324	1.353.495
Irland	AIB GROUP PLC AIB 1.875 11/19/29	Financials	3.169.427	631.683




Land	Selskab/aktie	Branche	Markedsværdi i kr.	
				
				
	ALFA BANK ALFARU 6.95 PERP	Health Care	3.297.439	655.820
	ALFA BANK ALFARU 8 PERP	Health Care	4.562.864	907.497
	ARAGVI FINANCE ARAGVI 12 04/09/24	Consumer Discretior	3.659.554	727.840
	ARDAGH PKG FIN ARGID 2.125 08/15/26	Industrials	3.074.197	612.703
	ARDAGH PKG FIN ARGID 2.75 03/15/24	Industrials	4.486.872	894.256
	ARDAGH PKG FIN ARGID 4.125 08/15/26	Industrials	2.298.552	457.821
	ARDAGH PKG FIN ARGID 4.25 09/15/22	Industrials	5.696.520	1.134.622
	ARDAGH PKG FIN ARGID 4.75 07/15/27	Industrials	3.163.397	630.481
	ARDAGH PKG FIN ARGID 5.25 08/15/27	Industrials	3.525.066	702.116
	ARDAGH PKG FIN ARGID 6 02/15/25	Industrials	10.417.245	2.074.888
	BANK OF IRELAND BKIR 10 12/19/22	Financials	1.598.759	318.641
	BANK OF IRELAND BKIR 2.375 10/14/29	Financials	2.601.328	518.458
	BANK OF IRELAND BKIR 3.125 09/19/27	Financials	2.264.650	451.356
	C&W SR FINANCING CWCLN 6.875 09/15/27	Industrials	24.481.165	4.871.668
	CREDIT BANK OF M CRBKMO 5.55 02/14/23	Financials	5.876.628	1.168.789
	CREDIT BANK OF M CRBKMO 8.875 PERP	Financials	3.011.939	599.037
	EIRCOM FINANCE EIRCOM 1.75 11/01/24	Industrials	2.035.088	405.603
	EIRCOM FINANCE EIRCOM 2.625 02/15/27	Industrials	2.530.250	504.292
	EIRCOM FINANCE EIRCOM 3.5 05/15/26	Industrials	5.297.602	1.055.839
	ENDO LTD/ENDO FI ENDP 6 02/01/25	Utilities	3.716.240	740.194
	ENDO LTD/ENDO FI ENDP 6 07/15/23	Utilities	4.604.301	917.076
	EUROCHEM FINANCE EUCHEM 5.5 03/13/24	Financials	8.643.079	1.719.002
	GTLK EU CAPITAL GTLKO 5.95 04/17/25	Financials	15.247.085	3.032.456
	ICS USD LIQ-AGNCY DIS	Real Estate	116.876.443	23.254.003
	IRISH LIFE & PER IPMID 2.125 09/26/24	Health Care	2.524.836	503.213
	JAMES HARDIE INT JHXAU 3.625 10/01/26	Consumer Discretior	2.680.020	534.142
	LCPR SR SECURED LILAPR 6.75 10/15/27	Information Technol	5.649.347	1.125.227
	MMC NORILSK NICK GMKNRM 4.1 04/11/23	Financials	11.628.578	2.312.780
	MMK INTL CAPITAL MAGNRM 4.375 06/13/24	Financials	5.886.073	1.170.667
	MOTION BONDCO MERLLN 4.5 11/15/27	Financials	2.637.528	525.673
	OJSC NOVO NLMKRU 4 09/21/24	Materials	7.081.400	1.408.403
	RUSSIAN RAIL RURAIL 5.7 04/05/22	Industrials	12.087.445	2.404.043
	SMURFIT KAPPA AQ SKGID 2.375 02/01/24	Industrials	3.381.878	674.025
	SMURFIT KAPPA AQ SKGID 2.75 02/01/25	Industrials	2.085.071	415.565
	SMURFIT KAPPA AQ SKGID 2.875 01/15/26	Industrials	6.776.998	1.350.690
	SMURFIT KAPPA SKGID 1.5 09/15/27	Industrials	5.406.688	1.077.580
	VIRGIN MEDIA REC VMED 5.5 09/15/24	Industrials	6.153.102	1.226.344
	VIRGIN MEDIA REC VMED 5.75 04/15/23	Industrials	3.108.831	619.606
Israel	DELEK & AVNER TA DEVTAM 5.412 12/30/25	Industrials	6.998.731	1.391.961
	GOHL CAPITAL LTD GENTMK 4.25 01/24/27	Health Care	15.385.938	3.060.073
	ISRAEL CHEMICALS ICLIT 6.375 05/31/38	Materials	4.001.406	795.830
	ISRAEL ELECTRIC ISRELE 4.25 08/14/28	Financials	9.828.661	1.954.799
	ISRAEL ELECTRIC ISRELE 5 11/12/24	Utilities	9.834.786	1.956.017
	PLAYTECH PLC PTECLN 3.75 10/12/23	Consumer Discretior	3.918.630	781.003
	PLAYTECH PLC PTECLN 4.25 03/07/26	Consumer Discretior	2.520.366	502.322
Italien	ALMAVIVA ALMAIN 7.25 10/15/22	Financials	1.756.426	350.065
	ASR MEDIA ASRMED 5.125 08/01/24	Information Technol	2.303.964	459.192
	ASSICURAZIONI ASSGEN 4.596 PERP	Financials	11.276.025	2.247.369
	ASSICURAZIONI ASSGEN 6.416 PERP	Financials	1.681.697	335.171
	ATLANTIA SPA ATLM 1.625 02/03/25	Industrials	-4.753	-947
	ATLANTIA SPA ATLM 1.875 07/13/27	Industrials	-4.350	-867
	BANCA FARMAFACTO FARMIT 1.75 05/23/23	Financials	2.854.445	568.905
	BANCA IFIS SPA IFIM 2 04/24/23	Financials	1.268.233	252.765
	BANCA IFIS SPA IFIM 4.5 10/17/27	Financials	3.034.548	604.801
	BANCA POP SONDRI BPSOIM 2.375 04/03/24	Financials	3.216.952	641.155
	BANCA POP SONDRI BPSOIM 6.25 07/30/29	Financials	1.696.268	338.075
	BANCO BPM SPA BAMIIM 1.75 01/28/25	Financials	2.180.687	434.622
	BANCO BPM SPA BAMIIM 1.75 04/24/23	Financials	3.502.257	698.018
	BANCO BPM SPA BAMIIM 2 03/08/22	Financials	5.143.339	1.025.094
	BANCO BPM SPA BAMIIM 2.5 06/21/24	Financials	3.263.062	650.345
	BANCO BPM SPA BAMIIM 4.25 10/01/29	Financials	2.096.619	417.867
	BANCO BPM SPA BAMIIM 4.375 09/21/27	Financials	3.939.806	785.223
	BANCO BPM SPA BAMIIM 6.375 05/31/21	Financials	2.765.192	551.117
	BANCO BPM SPA BAMIIM 7.125 03/01/21	Financials	2.807.072	559.464
	BPER BANCA BPEIM 5.125 05/31/27	Energy	3.409.747	679.580
	CATTOLICA ASSICU CASSIM 4.25 12/14/47	Financials	3.863.127	769.941
	CREDITO EMILIANO CRDEM 1.5 10/25/25	Financials	2.527.718	503.787
	CREDITO VALTELLI CVALIM 2 11/27/22	Financials	1.887.569	376.202
	F-BRASILE SPA/F- FORGTL 7.375 08/15/26	Consumer Discretior	1.503.919	299.548
	ICCREA BANCA SPA ICCREA 1.5 10/11/22	Real Estate	3.990.703	795.367
	ICCREA BANCA SPA ICCREA 4.125 11/28/29	Real Estate	2.495.505	497.367
	INTER MEDIA COMM INTERM 4.875 12/31/22	Information Technol	2.170.780	432.648
	INTESA SANPAOLO ISPIM 2.855 04/23/25	Financials	1.867.514	372.205
	INTESA SANPAOLO ISPIM 3.928 09/15/26	Financials	8.269.346	1.648.123
	INTESA SANPAOLO ISPIM 5.017 06/26/24	Financials	11.647.860	2.320.000
	INTESA SANPAOLO ISPIM 5.71 01/15/26	Financials	6.150.353	1.225.016
	INTESA SANPAOLO ISPIM 6.625 09/13/23	Financials	11.732.088	2.338.265
	INTESA SANPAOLO ISPVIT 4.75 PERP	Financials	6.158.891	1.227.498
	INTL DESIGN GRP INTDGP 6.5 11/15/25	Industrials	2.993.675	596.655
	LKQ ITALIA BONDC LKQ 3.875 04/01/24	Information Technol	2.831.282	564.289
	MOBY SPA MOBYIT 7.75 02/15/23	Telecommunication	595.044	118.595
	MONTE DEI PASCHI MONTE 10.5 07/23/29	Materials	2.041.816	406.944




Land	Selskab/aktie	Branche	Markedsværdi i kr.	
				
				
	MONTE DEI PASCHI MONTE 3.625 09/24/24	Materials	3.856.952	768.710
	MONTE DEI PASCHI MONTE 4 07/10/22	Materials	3.289.235	655.561
	MONTE DEI PASCHI MONTE 5.375 01/18/28	Materials	4.179.429	832.982
	NEXI NEXIIM 1.75 10/31/24	Materials	5.471.571	1.090.512
	OFFICINE MACCAFFÈ OFFMAC 5.75 06/01/21	Energy	235.098	46.856
	PIAGGIO & C PIAGIM 3.625 04/30/25	Consumer Discretionary	1.653.240	329.499
	PRO-GEST SPA PROGST 3.25 12/15/24	Consumer Staples	1.109.516	221.132
	REKEEP SPA MANTEN 9 06/15/22	Financials	2.331.055	464.591
	SALINI IMPREGILO IPGIM 1.75 10/26/24	Industrials	3.258.804	649.496
	SALINI IMPREGILO IPGIM 3.75 06/24/21	Industrials	3.415.670	680.760
	SISAL GROUP SPA SCHMAN 7 07/31/23	Health Care	2.084.474	415.446
	TELECOM ITALIA TITIM 2.375 10/12/27	Telecommunication	2.237.288	445.903
	TELECOM ITALIA TITIM 2.5 07/19/23	Telecommunication	3.666.687	730.789
	TELECOM ITALIA TITIM 2.75 04/15/25	Telecommunication	2.018.785	402.354
	TELECOM ITALIA TITIM 2.875 01/28/26	Telecommunication	1.687.146	336.257
	TELECOM ITALIA TITIM 3 09/30/25	Telecommunication	4.375.920	872.143
	TELECOM ITALIA TITIM 3.25 01/16/23	Telecommunication	3.275.892	652.902
	TELECOM ITALIA TITIM 3.625 01/19/24	Telecommunication	3.184.082	634.604
	TELECOM ITALIA TITIM 3.625 05/25/26	Telecommunication	3.174.183	632.631
	TELECOM ITALIA TITIM 4.5 01/25/21	Telecommunication	3.395.036	676.648
	TELECOM ITALIA TITIM 5.25 02/10/22	Telecommunication	2.523.240	502.895
	TELECOM ITALIA TITIM 5.25 03/17/55	Telecommunication	2.979.388	593.807
	TELECOM ITALIA TITIM 5.303 05/30/24	Telecommunication	7.531.970	1.500.204
	TELECOM ITALIA TITIM 5.875 05/19/23	Telecommunication	845.449	168.502
	TIM S.p.A. TITIM 4 04/11/24	Telecommunication	3.371.154	671.888
	UNIONE DI BANCHE UBIIM 1.625 04/21/25	Industrials	1.551.897	309.301
	UNIONE DI BANCHE UBIIM 1.75 04/12/23	Financials	4.160.021	829.113
	UNIONE DI BANCHE UBIIM 2.625 06/20/24	Financials	3.621.992	721.881
	UNIONE DI BANCHE UBIIM 4.25 05/05/26	Financials	5.945.716	1.185.011
	UNIONE DI BANCHE UBIIM 4.375 07/12/29	Financials	2.316.209	461.632
	UNIONE DI BANCHE UBIIM 4.45 09/15/27	Financials	3.322.550	662.201
	UNIONE DI BANCHE UBIIM 5.875 03/04/29	Financials	2.495.051	497.276
	UNIPOL GRUPPO FI UNIIM 3 03/18/25	Financials	6.799.485	1.355.172
	UNIPOL GRUPPO FI UNIIM 4.375 03/05/21	Financials	2.030.640	404.717
	UNIPOL GRUPPO UNIM 3.5 11/29/27	Financials	3.381.506	673.951
	UNIPOLSAI ASSICU USIMIT 3.875 03/01/28	Financials	4.035.316	804.259
	UNIPOLSAI ASSICU USIMIT 5.75 PERP	Financials	4.825.168	961.680
Japan	SOFTBANK GRP COR SOFTBK 3.125 09/19/25	Telecommunication	6.759.402	1.347.183
	SOFTBANK GRP COR SOFTBK 4 04/20/23	Telecommunication	7.388.237	1.472.513
	SOFTBANK GRP COR SOFTBK 4 07/30/22	Telecommunication	2.698.406	537.806
	SOFTBANK GRP COR SOFTBK 4 09/19/29	Telecommunication	5.234.950	1.043.352
	SOFTBANK GRP COR SOFTBK 4.5 04/20/25	Telecommunication	2.402.382	478.807
	SOFTBANK GRP COR SOFTBK 4.75 07/30/25	Telecommunication	3.140.430	625.904
	SOFTBANK GRP COR SOFTBK 5 04/15/28	Telecommunication	6.607.532	1.316.915
	SOFTBANK GRP COR SOFTBK 5.25 07/30/27	Telecommunication	2.828.722	563.779
Jersey	ADIENT GLOBAL HO ADNT 3.5 08/15/24	Consumer Discretionary	6.300.481	1.255.718
	ADIENT GLOBAL HO ADNT 4.875 08/15/26	Consumer Discretionary	3.830.222	762.897
	ASTON MARTIN ASTONM 5.75 04/15/22	Health Care	2.147.481	428.004
	AVIS BUDGET FINA CAR 4.125 11/15/24	Materials	1.455.972	290.183
	AVIS BUDGET FINA CAR 4.5 05/15/25	Materials	1.967.744	392.181
	AVIS BUDGET FINA CAR 4.75 01/30/26	Materials	3.409.067	679.444
	CPUK FINANCE CPKLN 4.25 08/28/22	Materials	3.806.088	758.573
	CPUK FINANCE CPKLN 4.875 08/28/25	Materials	1.937.569	386.167
	DELPHI JERSEY DLPH 5 10/01/25	Consumer Discretionary	3.913.585	779.501
	GALAXY BIDCO LTD DGGLN 6.5 07/31/26	Industrials	3.206.838	639.139
	LHC THREE PLC ALLFND 4.125 08/15/24	Consumer Discretionary	3.917.424	780.763
	WALNUT BIDCO WALNUT 6.75 08/01/24	Consumer Staples	3.424.871	682.594
	WALNUT BIDCO WALNUT 9.125 08/01/24	Consumer Staples	6.099.507	1.213.116
Kazakhstan	KAZAKH DEVELOPME DBKAZ 4.125 12/10/22	Financials	10.430.223	2.074.442
	KAZMUNAYGAS NAT KZOKZ 3.875 04/19/22	Consumer Staples	8.076.790	1.606.374
	KAZMUNAYGAS NAT KZOKZ 4.75 04/19/27	Consumer Staples	12.333.981	2.453.076
	KAZMUNAYGAS NAT KZOKZ 5.375 04/24/30	Consumer Staples	14.300.220	2.844.137
	KAZMUNAYGAS NAT KZOKZ 5.75 04/19/47	Consumer Staples	14.802.804	2.944.095
	KAZMUNAYGAS NAT KZOKZ 6.375 10/24/48	Consumer Staples	18.097.133	3.599.296
	KAZTRANS GAS JSC KZTGKZ 4.375 09/26/27	Consumer Staples	7.061.886	1.404.522
	MAXIMA GRUPE MAXGPE 3.25 09/13/23	Information Technology	1.994.428	397.500
Kina	BANK OF CHINA/HK BCHINA 3.125 04/17/24	Financials	5.730.657	1.139.757
	BANK OF CHINA/HK BCHINA Float 07/11/22	Financials	5.616.940	1.117.140
	BK OF CHN/MACAU BCHINA 3.5 04/20/27	Health Care	5.789.856	1.151.531
	CHINA CONST BANK CCB 3.875 05/13/25	Financials	5.600.851	1.113.940
	CHINA CONST BANK CCB 4.25 02/27/29	Financials	5.907.972	1.175.022
	ICBC LTD ICBCAS 4.875 09/21/25	Financials	12.340.944	2.454.461
	ICBC/HONG KONG ICBCAS 2.875 02/21/22	Real Estate	5.660.822	1.125.867
	ICBC/LONDON ICBCAS Float 06/14/23	Real Estate	5.575.485	1.108.895
	ICBC/NEW YORK ICBCAS 2.957 11/08/22	Real Estate	5.654.192	1.124.549
Luxembourg	ADECOAGRO SA AGRO 6 09/21/27	Consumer Staples	5.691.413	1.131.952
	ALDESA FINANCIAL ALDESA 7.25 04/01/21	Real Estate	1.795.260	357.804
	ALROSA FINANCE S ALRSRU 4.65 04/09/24	Information Technology	4.795.775	953.820
	ALTICE FINANCING ALTICE 5.25 02/15/23	Industrials	3.236.380	645.027
	ALTICE FINANCING ALTICE 6.625 02/15/23	Industrials	22.970.808	4.571.947
	ALTICE FINANCING ALTICE 7.5 05/15/26	Industrials	26.508.347	5.275.943
	ALTICE FINCO SA ALTICE 4.75 01/15/28	Industrials	4.192.213	835.529




Land	Selskab/aktie	Branche	Markedsværdi i kr.	
				
				
	ALTICE FINCO SA ALTICE 9 06/15/23	Industrials	1.683.643	335.559
	ALTICE LX ATCNA 10.5 05/15/27	Industrials	8.019.726	1.597.354
	ALTICE LX ATCNA 6.25 02/15/25	Consumer Discretior	5.254.852	1.047.319
	ALTICE LX ATCNA 7.625 02/15/25	Telecommunication	7.367.594	1.467.464
	ALTICE LX ATCNA 8 05/15/27	Industrials	9.891.507	1.971.428
	AMIGO LUXEMBOURG AMIGLN 7.625 01/15/24	Health Care	2.177.289	433.945
	ARAMARK INTL FIN ARMK 3.125 04/01/25	Consumer Discretior	1.946.984	388.044
	ARD FINANCE SA ARDFIN 5 06/30/27	Industrials	6.330.404	1.261.682
	ARD FINANCE SA ARDFIN 6.5 06/30/27	Industrials	5.007.502	997.385
	ARENA LUX FIN EMPARQ 2.875 11/01/24	Industrials	1.948.840	388.414
	ATENTO LUXCO 1 S ATENTO 6.125 08/10/22	Utilities	2.243.028	446.762
	B&M EUROPEAN BMELN 4.125 02/01/22	Consumer Discretior	2.277.316	453.881
	CABOT FINANCIAL ECPG 7.5 10/01/23	Information Technok	4.307.916	858.590
	CAMELOT FINANCE CCC 4.5 11/01/26	Real Estate	3.222.680	641.888
	CIRSA FINANCE IN LHMCFI 4.75 05/22/25	Materials	1.966.607	391.955
	CIRSA FINANCE IN LHMCFI 6.25 12/20/23	Materials	5.288.756	1.054.076
	CODERE FIN 2 CDRSM 6.75 11/01/21	Consumer Staples	2.640.345	526.234
	CONNECT FINCO ISATLN 6.75 10/01/26	Energy	9.586.694	1.909.460
	CONS ENERGY FIN CONSEN 6.875 06/15/25	Energy	1.600.077	318.701
	CONTOURGLOB PWR CONGLO 3.375 08/01/23	Energy	3.582.191	713.949
	CONTOURGLOB PWR CONGLO 4.125 08/01/25	Energy	2.662.992	530.748
	CORESTATE CAPITA CCAPGR 3.5 04/15/23	Real Estate	2.511.785	500.611
	CRYSTAL ALMOND S CRYALM 4.25 10/15/24	Consumer Discretior	3.396.494	676.939
	CSN RESOURCES CSNABZ 7.625 04/17/26	Health Care	8.421.862	1.675.004
	EDREAMS ODIGEO S EDRSM 5.5 09/01/23	Consumer Discretior	2.686.376	535.408
	FIAT CHRYSLER FCAIM 4.75 07/15/22	Consumer Discretior	9.924.383	1.977.980
	FIAT FIN & TRADE FCAIM 4.75 03/22/21	Consumer Discretior	7.507.806	1.496.344
	FOUR FINANCE SA FOURFN 10.75 05/01/22	Industrials	3.006.392	597.934
	GARFUNKELUX HOLD GFKLDE 7.5 08/01/22	Financials	2.893.450	576.679
	GARFUNKELUX HOLD GFKLDE 8.5 11/01/22	Energy	4.802.176	957.098
	GARFUNKELUX HOLD GFKLDE Float 09/01/23	Energy	559.460	111.503
	GARRET SRL / BOR GARSRL 5.125 10/15/26	Consumer Discretior	2.556.670	509.557
	GAZPROM GAZPRU 6.51 03/07/22	Energy	13.486.700	2.682.338
	GAZPROM GAZPRU 8.625 04/28/34	Energy	15.230.780	3.029.214
	GAZPROM NEFT SIBNEF 6 11/27/23	Energy	9.976.730	1.984.248
	GESTAMP FUN LUX GESTSM 3.5 05/15/23	Consumer Discretior	3.196.453	637.069
	GREIF NEVADA HDG GEF 7.375 07/15/21	Real Estate	1.413.552	281.728
	HANESBRANDS LX HBI 3.5 06/15/24	Consumer Discretior	3.430.078	683.632
	HERCULE DEBTCO HERDEB 6.75 06/30/24	Health Care	805.251	160.491
	HOLCIM FINANCE L LHNXX 3 PERP	Industrials	2.693.452	536.819
	INEOS GROUP HOLD INEGRP 5.375 08/01/24	Financials	4.477.036	892.296
	INEOS GROUP HOLD INEGRP 5.625 08/01/24	Financials	4.380.277	872.456
	INTELSAT CONNECT INTEL 9.5 02/15/23	Information Technok	5.875.756	1.170.322
	INTELSAT JACKSON INTEL 5.5 08/01/23	Information Technok	9.803.888	1.952.721
	INTELSAT JACKSON INTEL 8.5 10/15/24	Information Technok	12.390.606	2.467.938
	INTELSAT JACKSON INTEL 9.75 07/15/25	Information Technok	8.655.386	1.723.964
	INTRALOT CAPITAL INLOTG 5.25 09/15/24	Industrials	1.414.548	281.927
	INTRALOT CAPITAL INLOTG 6.75 09/15/21	Industrials	1.221.554	243.462
	KERNEL HOLDING KERPW 8.75 01/31/22	Consumer Staples	4.962.827	987.045
	KLEOPATRA HLDS KPERST 9.25 06/30/23	Information Technok	1.827.496	364.229
	LHMC FINCO 2 LHMCFI 7.25 10/02/25	Consumer Discretior	2.636.167	525.402
	LINCOLN FIN LNCFIN 3.625 04/01/24	Consumer Discretior	4.892.084	975.017
	LSF10 WOLVERINE STKGRP 5 03/15/24	Consumer Discretior	1.942.828	387.216
	MALLINCKRODT FIN MNK 5.5 04/15/25	Health Care	918.369	182.919
	MALLINCKRODT FIN MNK 5.625 10/15/23	Consumer Staples	1.324.963	263.904
	MALLINCKRODT FIN MNK 5.75 08/01/22	Consumer Staples	1.207.282	240.464
	MATTERHORN TELE MATTER 2.625 09/15/24	Information Technok	1.638.161	326.494
	MATTERHORN TELE MATTER 3.125 09/15/26	Information Technok	3.907.192	778.723
	MATTERHORN TELE MATTER 4 11/15/27	Information Technok	3.178.555	633.502
	MHP LUX SA MHPSA 6.25 09/19/29	Health Care	2.225.856	442.695
	MHP LUX SA MHPSA 6.95 04/03/26	Health Care	8.291.639	1.649.104
	MILLICOM INTL TIGO 6.25 03/25/29	Telecommunication	12.474.864	2.481.096
	MILLICOM INTL TIGO 6.625 10/15/26	Telecommunication	6.226.357	1.238.345
	MINERVA LUX SA BEEFBZ 6.5 09/20/26	Telecommunication	9.643.671	1.918.007
	MONITCHEM HOLD 2 CABBCO 9.5 09/15/26	Materials	1.288.850	256.874
	MONITCHEM HOLD 3 CABBCO 5.25 03/15/25	Materials	1.986.989	396.017
	MYTILINEOS FIN MYTIL 2.5 12/01/24	Information Technok	1.106.420	220.515
	NIELSEN CO LUXEM NLSN 5 02/01/25	Utilities	2.924.815	582.559
	ODYSSEY EUROPE ODYSEU 8 05/15/23	Energy	1.228.947	244.935
	OLIVETTI FINANCE TITIM 7.75 01/24/33	Telecommunication	1.964.377	391.510
	PACIFIC DRILLI PACD 8.375 10/01/23	Industrials	3.890.782	774.959
	PICARD PICSUR 5.5 11/30/24	Information Technok	2.216.079	441.676
	ROSSINI SARL ROSINI 6.75 10/30/25	Consumer Discretior	4.390.898	875.128
	SAMSONITE FINCO SAMISA 3.5 05/15/26	Financials	1.952.741	389.191
	SBERBANK SBERRU 5.125 10/29/22	Real Estate	17.827.055	3.545.581
	SCHMOLZ+BICKEN L STLNSW 5.625 07/15/22	Energy	2.068.112	412.185
	SES SESGFP 4.625 PERP	Consumer Discretior	5.535.834	1.103.320
	SES SESGFP 5.625 PERP	Telecommunication	4.030.934	803.386
	SUMMER BC HOLDCO KANGRP 5.75 10/31/26	Real Estate	6.567.009	1.308.838
	SUMMER BC HOLDCO KANGRP 9.25 10/31/27	Real Estate	3.245.871	646.919
	SWISSPORT FINANC SWPORT 5.25 08/15/24	Telecommunication	2.879.106	573.820
	SWISSPORT FINANC SWPORT 9 02/15/25	Telecommunication	1.710.814	340.974




Land	Selskab/aktie	Branche	Markedsværdi i kr.	
				
				
	TAKKO LUX 2 SCA TAKKO 5.375 11/15/23	Health Care	1.864.985	371.701
	TELECOM IT CAP TITIM 6 09/30/34	Telecommunication	10.651.703	2.121.587
	TELECOM IT CAP TITIM 6.375 11/15/33	Telecommunication	4.687.336	933.615
	TELECOM IT CAP TITIM 7.2 07/18/36	Telecommunication	1.352.949	269.478
	TELECOM IT CAP TITIM 7.721 06/04/38	Telecommunication	5.185.701	1.032.878
	TELENET FIN LUX TNETBB 3.5 03/01/28	Telecommunication	4.795.055	955.679
	TELENET FIN LUX TNETBB 5.5 03/01/28	Telecommunication	1.206.916	240.391
	TLG FINANCE TLGR 3.375 PERP	Consumer Discretior	4.618.979	920.586
	VIVION VIVION 3 08/08/24	Consumer Discretior	5.160.163	1.028.447
	VIVION VIVION 3.5 11/01/25	Consumer Discretior	1.296.333	258.366
	VM HOLDING SA NEXA 5.375 05/04/27	Materials	7.202.369	1.432.462
	VTB BANK VTB 6.95 10/17/22	Financials	15.952.954	3.172.845
Macao	MTN MU INVST MTNSJ 5.373 02/13/22	Telecommunication	7.048.507	1.401.861
	MTN MU INVST MTNSJ 6.5 10/13/26	Telecommunication	7.474.980	1.486.681
	VISTAJET MALTA VSTJET 10.5 06/01/24	Information Technok	2.682.897	534.375
Malaysia	AXIATA SPV2 AXIATA 4.357 03/24/26	Consumer Discretior	8.382.680	1.667.211
	CIMB BANK BHD CIMBMK 3.263 03/15/22	Energy	7.994.359	1.589.979
	IOI INVESTMENT IOIMK 4.375 06/27/22	Financials	9.186.151	1.827.012
	MALAYAN BANKING MAYMK Float 08/16/24	Consumer Staples	12.321.815	2.450.656
	PETRONAS CAP LTD PETMK 3.125 03/18/22	Energy	1.140.080	226.748
	PETRONAS CAP LTD PETMK 3.5 03/18/25	Energy	16.430.854	3.267.893
	PETRONAS CAP LTD PETMK 4.5 03/18/45	Energy	18.692.581	3.717.723
	PETRONAS CAP LTD PETMK 7.875 05/22/22	Energy	18.949.501	3.768.821
	PETRONAS PETMK 7.625 10/15/26	Energy	7.334.457	1.458.733
	RHB BANK RHBCM 3.766 02/19/24	Industrials	9.440.236	1.877.546
	UNITED BANK AFR UBANL 7.75 06/08/22	Financials	5.936.979	1.180.792
Mexico	AMERICA MOVIL SA AMXLMM 3.625 04/22/29	Telecommunication	11.884.930	2.363.765
	AMERICA MOVIL SA AMXLMM 6.125 03/30/40	Materials	16.654.873	3.312.448
	BANCO INBURSA SA BINBUR 4.125 06/06/24	Financials	11.570.477	2.301.225
	BANCO MERC NORTE BANORT 7.625 PERP	Financials	6.052.475	1.203.762
	BANCO NAC DE COM BNCE 4.375 10/14/25	Financials	10.451.953	2.078.764
	BBVA BANCOMER SA BBVASM 5.125 01/18/33	Consumer Discretior	5.766.798	1.146.945
	BBVA BANCOMER SA BBVASM 6.75 09/30/22	Consumer Discretior	12.332.089	2.452.700
	CEMEX SAB CEMEX 6.125 05/05/25	Materials	9.336.928	1.856.999
	CEMEX SAB CEMEX 7.75 04/16/26	Materials	6.156.985	1.224.548
	COCA-COLA FEMSA KOF 5.25 11/26/43	Consumer Staples	6.845.458	1.361.477
	COM FED ELECTRIC CFELEC 4.875 05/26/21	Utilities	1.759.610	349.965
	COM FED ELECTRIC CFELEC 5.75 02/14/42	Utilities	4.766.972	948.092
	COMISION FEDERAL CFELEC 4.75 02/23/27	Industrials	11.954.572	2.377.616
	COMISION FEDERAL CFELEC 4.875 01/15/24	Utilities	6.110.650	1.215.333
	COMISION FEDERAL CFELEC 6.125 06/16/45	Utilities	3.296.850	655.703
	GRUPO BIMBO SAB BIMBOA 3.875 06/27/24	Industrials	5.800.018	1.153.552
	GRUPO BIMBO SAB BIMBOA 4.7 11/10/47	Industrials	5.854.565	1.164.401
	GRUPO TELEVISA TELVIS 4.625 01/30/26	Telecommunication	6.057.625	1.204.787
	GRUPO TELEVISA TELVIS 5.25 05/24/49	Telecommunication	4.834.956	961.613
	GRUPO TELEVISA TELVIS 6.625 01/15/40	Consumer Discretior	7.079.896	1.408.104
	INDUSTRIAS PENOL PENOMX 5.65 09/12/49	Financials	2.408.389	478.999
	INFRAESTRUCTURA IENOVA 4.875 01/14/48	Information Technok	4.383.540	871.832
	MEXICHEM SAB ORBIA 4 10/04/27	Health Care	5.738.213	1.141.260
	MEXICHEM SAB ORBIA 5.875 09/17/44	Materials	5.965.972	1.186.558
	MEXICO CITY ARPT MEXCAT 3.875 04/30/28	Health Care	5.732.764	1.140.176
	MEXICO CITY ARPT MEXCAT 4.25 10/31/26	Health Care	5.847.257	1.162.947
	MEXICO CITY ARPT MEXCAT 5.5 07/31/47	Health Care	8.820.499	1.754.288
	MEXICO CITY ARPT MEXCAT 5.5 10/31/46	Health Care	5.786.656	1.150.894
	SANTANDER MEXICO BSMXB 5.95 10/01/28	Health Care	12.145.231	2.415.536
	TRUST F/1401 FUNOTR 5.25 12/15/24	Industrials	6.052.591	1.203.785
	TRUST F/1401 FUNOTR 6.95 01/30/44	Industrials	3.964.449	788.480
	UNIFIN FINANCIER UNIFIN 8.375 01/27/28	Financials	4.727.995	940.340
Mongolia	MONGO MIN/ENG RE MONMIN 9.25 04/15/24	Materials	7.784.753	1.548.291
Morocco	OCF SA OCPMR 4.5 10/22/25	Energy	24.015.312	4.776.348
Norge	DNO ASA DNONO 8.75 05/31/23	Financials	3.414.159	679.034
	NASSA TOPCO NETSDC 2.875 04/06/24	Information Technok	1.616.000	322.077
Panama	AEROPUERTO INTL AITOCU 5.625 05/18/36	Industrials	6.575.735	1.307.832
	AEROPUERTO INTL AITOCU 6 11/18/48	Industrials	13.871.044	2.758.779
	AES PANAMA SA AES 6 06/25/22	Industrials	5.736.286	1.140.876
	BANCO GENERAL BANCOG 4.125 08/07/27	Financials	5.932.464	1.179.894
	BANISTMO SA BISTPP 3.65 09/19/22	Consumer Discretior	5.691.359	1.131.941
	ETESA EMTESA 5.125 05/02/49	Consumer Staples	5.756.761	1.144.949
	GLOBAL BANK CORP GLBACO 5.25 04/16/29	Health Care	6.043.686	1.202.014
Peru	ABENGOA TRANSMIS ABENGO 6.875 04/30/43	Health Care	4.167.665	828.897
	BANCO CREDITO/PA BCP 6.875 09/16/26	Financials	9.689.388	1.927.099
	BANCO DE CREDITO BCP 4.25 04/01/23	Financials	11.806.297	2.348.126
	BANCO INTER PERU BINTPE 3.375 01/18/23	Financials	7.977.207	1.586.568
	BBVA BANCO CONT BCOCPE 5.25 09/22/29	Financials	9.767.785	1.942.692
	HUNT OIL CO HNTOL 6.375 06/01/28	Health Care	6.145.161	1.222.196
	KALLPA GENERACIO KALLPA 4.125 08/16/27	Health Care	9.236.863	1.837.098
	ORAZUL ENERGY EG ORAZEN 5.625 04/28/27	Telecommunication	5.781.274	1.149.824
	PERU LNG SRL PERLNG 5.375 03/22/30	Consumer Discretior	8.839.863	1.758.139
	PETROLEOS DEL PE PETRPE 4.75 06/19/32	Consumer Discretior	16.765.931	3.334.536
	PETROLEOS DEL PE PETRPE 5.625 06/19/47	Consumer Discretior	11.672.359	2.321.488
	TRANSMANTARO TRANSM 4.375 05/07/23	Industrials	5.852.543	1.163.998
	TRANSMANTARO TRANSM 4.7 04/16/34	Industrials	2.480.099	493.261


Land	Selskab/aktie	Branche	Markedsværdi i kr.	
				
				
				
Philippinerne	TRANSPORT GAS PE TGPERU 4.25 04/30/28	Energy	8.382.383	1.667.152
	VOLCAN CIA MIN-B VOLCAN 5.375 02/02/22	Materials	5.936.670	1.180.730
	BANK OF PHILIPPI BPIPM 4.25 09/04/23	Financials	7.142.646	1.420.584
	BDO UNIBANK INC BDOPM 2.95 03/06/23	Consumer Discretionary	9.065.589	1.803.034
	PETRON CORP PCORPM 4.6 PERP	Consumer Discretionary	11.269.035	2.241.272
	PHILIPPINE NAT BK PNBPM 3.28 09/27/24	Telecommunication	11.271.061	2.241.675
	PSALM PSALM 7.39 12/02/24	Industrials	12.123.688	2.411.251
	SAN MIGUEL CORP SMCMPM 4.875 04/26/23	Information Technology	11.320.837	2.251.574
	SMC GLOBAL POWER SMCGL 6.5 PERP	Real Estate	5.860.921	1.165.665
Portugal	UNION BK PHILIPP UBPPM 3.369 11/29/22	Information Technology	11.394.912	2.266.307
	BANCO COM PORTUG BCPPL 3.871 03/27/30	Financials	3.187.312	635.247
	BANCO COM PORTUG BCPPL 4.5 12/07/27	Financials	2.631.028	524.377
	BANCO ESPIRITO BESPL 7.125 11/28/23 Locked	Financials	436	87
	EDP SA EDPPL 4.496 04/30/79	Utilities	7.884.066	1.571.334
	EDP SA EDPPL 5.375 09/16/75	Utilities	5.508.667	1.097.905
	NOVO BANCO LUX NOVBNB 3.5 01/23/43	Health Care	929.936	185.341
	NOVO BANCO NOVBNB 8.5 07/06/28	Health Care	2.747.271	547.545
	TAP SA TAPTRA 5.625 12/02/24	Health Care	1.245.199	248.174
	TELFONICA CELUAR TCDPSA 5.875 04/15/27	Industrials	3.612.993	718.580
Qatar	RAS LAFFAN LNG 3 RASGAS 5.838 09/30/27	Industrials	3.244.376	645.266
	RAS LAFFAN LNG 3 RASGAS 6.332 09/30/27	Energy	3.297.330	655.798
Rusland	SAUDI TELECOM CO STCAB 3.89 05/13/29	Industrials	23.817.171	4.736.940
Schweiz	CLARIANT AG CLNVX 2.125 10/17/24	Utilities	2.214.553	441.372
	LAFARGEHOLCIM LHNXX 3.5 PERP	Consumer Discretionary	1.885.546	375.799
	VAT GROUP AG VACNSW 1.5 05/23/23	Information Technology	1.184.903	236.157
Singapore	ABJA INVESTMENT TATAIN 4.45 07/24/23	Industrials	5.702.252	1.134.107
	ABJA INVESTMENT TATAIN 5.45 01/24/28	Industrials	5.515.446	1.096.954
	BOC AVIATION BOCAVI 3 05/23/22	Financials	5.613.122	1.116.381
	BOC AVIATION BOCAVI 3.875 04/27/26	Industrials	5.817.996	1.157.127
	BOC AVIATION BOCAVI Float 09/26/23	Industrials	5.589.198	1.111.622
	BPRL INTERNATIONAL BPCLIN 4.375 01/18/27	Energy	5.906.418	1.174.713
	DBS GROUP HLDGS DBSSP 3.6 PERP	Health Care	5.672.851	1.128.260
	DBS GROUP HLDGS DBSSP 4.52 12/11/28	Health Care	9.487.425	1.886.932
	ECOBANK TRANS ETINL 9.5 04/18/24	Information Technology	6.332.027	1.259.362
	ETERNA CAPITAL BUMIJ 8 12/11/22	Consumer Staples	2.669.027	530.836
	FLEX LTD FLEX 5 02/15/23	Information Technology	8.472.822	1.685.139
	GLP PTE LTD GLPSP 3.875 06/04/25	Telecommunication	7.958.136	1.582.775
	INDIKA ENRGY CAP INDYIJ 5.875 11/09/24	Energy	9.746.160	1.938.391
	LLPL CAPITAL LLLPLA 6.875 02/04/39	Financials	9.171.936	1.824.184
	MEDCO OAK TREE MEDCIJ 7.375 05/14/26	Health Care	5.752.441	1.144.089
	MEDCO STRAITS MEDCIJ 8.5 08/17/22	Health Care	7.310.408	1.453.950
	MULHACEN PTE LTD MULCEN 6.5 08/01/23	Financials	2.908.371	579.653
	OLAM INTL LTD OLAMSP 4.375 01/09/23	Utilities	4.579.965	910.898
	OLAM INTL LTD OLAMSP 5.35 PERP	Utilities	4.592.390	913.370
	OVERSEA-CHINESE OCBOSP 4.25 06/19/24	Financials	8.280.818	1.646.952
	SINGTEL GROUP TR STSP 3.25 06/30/25	Industrials	8.131.832	1.617.321
	SINGTEL GROUP TR STSP 3.875 08/28/28	Industrials	12.267.145	2.439.783
	THETA CAPITAL LPKRIJ 6.75 10/31/26	Health Care	7.062.755	1.404.695
	UNITED OVERSEAS UOBSP 3.5 09/16/26	Financials	11.359.429	2.259.250
	UNITED OVERSEAS UOBSP 3.75 04/15/29	Financials	11.612.488	2.309.580
Spanien	ABANCA CORP ABANCA 4.625 04/07/30	Industrials	667.922	133.120
	ABANCA CORP ABANCA 6.125 01/18/29	Industrials	2.953.393	588.626
	ALIMENTACION SA DIASM 0.875 04/06/23	Consumer Staples	1.041.933	207.663
	ALIMENTACION SA DIASM 1 04/28/21	Consumer Staples	2.175.021	433.493
	BANCO CRED SOC C CAJAMA 7.75 06/07/27	Financials	2.645.842	527.330
	BANCO SABADELL SABSM 5.375 12/12/28	Financials	3.562.544	710.033
	BANCO SABADELL SABSM 5.625 05/06/26	Financials	4.626.088	922.003
	BANKIA BKIASM 3.375 03/15/27	Financials	4.039.871	805.167
	BANKIA BKIASM 3.75 02/15/29	Financials	6.973.177	1.389.790
	CELLNEX TELECOM CLNXSM 2.375 01/16/24	Telecommunication	4.070.644	811.300
	CELLNEX TELECOM CLNXSM 2.875 04/18/25	Telecommunication	3.502.482	698.062
	CELLNEX TELECOM CLNXSM 3.125 07/27/22	Telecommunication	4.747.261	946.153
	EL CORTE INGLES CRTING 3 03/15/24	Industrials	4.238.695	844.793
	GESTAMP AUTOMOCI GESTSM 3.25 04/30/26	Consumer Discretionary	3.063.575	610.586
	GRIFOLS SA GRFSM 1.625 02/15/25	Health Care	4.941.062	984.779
	GRIFOLS SA GRFSM 2.25 11/15/27	Health Care	5.016.050	999.724
	GRIFOLS SA GRFSM 3.2 05/01/25	Health Care	7.724.108	1.539.454
	GRUPO-ANTOLIN ANTOLN 3.25 04/30/24	Financials	2.443.913	487.084
	GRUPO-ANTOLIN ANTOLN 3.375 04/30/26	Financials	1.478.772	294.727
	HAYA FINANCE HATAFI 5.25 11/15/22	Consumer Discretionary	1.474.522	293.880
	INTL AIRPORT QUIPOR 12 03/15/33	Financials	6.309.914	1.254.964
	LIBERBANK LBKSM 6.875 03/14/27	Consumer Discretionary	2.167.498	431.993
	NH HOTEL GRP NHHSM 3.75 10/01/23	Consumer Discretionary	2.018.175	402.233
	OBRASCON HUARTE OHLSM 4.75 03/15/22	Industrials	1.331.584	265.391
	OBRASCON HUARTE OHLSM 5.5 03/15/23	Industrials	1.329.481	264.972
	TASTY BONDCO TPZSM 6.25 05/15/26	Consumer Discretionary	2.715.938	541.300
	TENDAM BRANDS MASAIN 5 09/15/24	Information Technology	1.636.360	326.135
	UNICAJA ES UCAJLN 2.875 11/13/29	Real Estate	1.898.441	378.369
Storbritannien	Ainmt Scandinavia Holdings Ab 2LN TL PPN Note	Financials	20.259.326	4.035.216
	ALGECO GLOBAL ALGSCO 6.5 02/15/23	Health Care	4.473.936	891.678
	ALGECO GLOBAL ALGSCO 8 02/15/23	Health Care	2.229.743	444.116
	ANGLIAN WATER OS OSPRAQ 4 03/08/26	Industrials	2.181.792	434.842


Land	Selskab/aktie	Branche	Markedsværdi i kr.	
				
				
	ANGLIAN WATER OS OSPRAQ 5 04/30/23	Industrials	1.538.243	306.580
	ARDONAGH MIDCO KIRSMD 8.375 07/15/23	Industrials	3.820.638	761.473
	ARQIVA BROAD FIN ARQIVA 6.75 09/30/23	Materials	5.380.256	1.072.312
	ARROW GLOBAL FIN ARWLN 5.125 09/15/24	Information Technol	3.046.926	607.268
	BARCLAYS PLC BACR 2 02/07/28	Financials	10.307.635	2.054.364
	BARCLAYS PLC BACR 4.375 09/11/24	Financials	13.272.941	2.643.680
	BARCLAYS PLC BACR 4.836 05/09/28	Financials	10.601.552	2.111.598
	BARCLAYS PLC BACR 5.088 06/20/30	Financials	9.295.294	1.851.420
	BARCLAYS PLC BACR 5.2 05/12/26	Financials	3.058.423	609.171
	BOPARAN FINANCE BOPRLN 4.375 07/15/21	Industrials	1.411.661	281.351
	BOPARAN FINANCE BOPRLN 5.5 07/15/21	Industrials	1.948.781	388.402
	BRACKEN MIDCO BRACKN 8.875 10/15/23	Energy	3.388.550	675.355
	BURFORD CAPITAL BURLN 6.125 10/26/24	Industrials	730.979	145.688
	BURFORD CAPITAL BURLN 6.5 08/19/22	Industrials	761.266	151.724
	BAA SH PLC HTHROW 3.875 03/01/27	Industrials	3.021.283	602.157
	BAA SH PLC HTHROW 4.125 09/01/29	Industrials	1.503.189	299.593
	BAA SH PLC HTHROW 4.75 03/01/24	Industrials	4.007.311	798.677
	CENTRICA PLC CNALN 3 04/10/76	Utilities	4.578.522	912.523
	CENTRICA PLC CNALN 5.25 04/10/75	Utilities	3.981.593	793.552
	CO-OP GRP HLD COOPWH 6.25 07/08/26	Health Care	5.227.712	1.041.910
	CO-OPERATIVE FIN COOPBK 9.5 04/25/29	Health Care	1.541.747	307.278
	CO-OPERATIVE GRO COOPWH 5.125 05/17/24	Health Care	2.382.478	474.840
	DAILY MAIL & GEN DMGTLN 6.375 06/21/27	Telecommunication	1.766.860	352.144
	DTEK FINANCE DTEKUA 10.75 12/31/24	Industrials	6.984.437	1.389.118
	EC FINANCE EUROCA 2.375 11/15/22	Information Technol	3.170.119	631.821
	EG GLOBAL EGBLFN 3.625 02/07/24	Health Care	2.202.686	439.007
	EG GLOBAL EGBLFN 4.375 02/07/25	Health Care	4.402.993	877.539
	EG GLOBAL EGBLFN 6.25 10/30/25	Health Care	4.508.547	898.576
	EG GLOBAL EGBLFN 6.75 02/07/25	Health Care	4.288.756	854.227
	EG GLOBAL EGBLFN 8.5 10/30/25	Health Care	3.173.325	632.057
	EI GROUP PLC EIGLN 7.5 03/15/24	Consumer Discretio	1.209.286	241.017
	ELLAKTOR VALUE ELLAKT 6.375 12/15/24	Telecommunication	1.626.435	324.157
	ENQUEST PLC ENQLN 7 04/15/22	Energy	992.418	197.794
	EVRAZ P EVRAZ 5.375 03/20/23	Materials	9.695.692	1.928.353
	GEORGIAN RAILWAY GRAIL 7.75 07/11/22	Industrials	8.453.609	1.681.318
	GKN HOLDINGS LTD GKNLN 3.375 05/12/32	Financials	2.360.463	470.452
	GKN HOLDINGS LTD GKNLN 5.375 09/19/22	Consumer Discretio	3.653.803	728.222
	ICELAND BONDCO ICELTD 4.625 03/15/25	Real Estate	3.916.601	780.599
	IDH FINANCE PLC IDHFIN 6.25 08/15/22	Health Care	699.388	139.392
	INEOS FINANCE PL INEGRP 2.125 11/15/25	Financials	3.781.540	753.680
	INEOS FINANCE PL INEGRP 2.875 05/01/26	Financials	4.700.675	936.869
	INMARSAT FINANCE ISATLN 4.875 05/15/22	Telecommunication	5.667.465	1.128.835
	INTL GAME TECH IGT 2.375 04/15/28	Industrials	3.635.427	724.559
	INTL GAME TECH IGT 3.5 06/15/26	Consumer Discretio	5.664.986	1.129.060
	INTL GAME TECH IGT 3.5 07/15/24	Consumer Discretio	2.727.183	543.541
	INTL GAME TECH IGT 4.75 02/15/23	Consumer Discretio	5.897.831	1.175.468
	INTL GAME TECH IGT 6.25 01/15/27	Consumer Discretio	2.242.111	446.580
	INTL GAME TECH IGT 6.25 02/15/22	Consumer Discretio	9.002.547	1.793.111
	INTL GAME TECH IGT 6.5 02/15/25	Consumer Discretio	6.387.447	1.272.240
	INTL PERSONAL FI FIFLN 5.75 04/07/21	Industrials	2.896.205	577.228
	IRON MOUNTAIN UK IRM 3.875 11/15/25	Financials	3.788.384	755.044
	ITHACA ENERGY N IAECN 9.375 07/15/24	Financials	2.403.999	478.824
	JAGUAR LAND ROVR TTMTIN 2.2 01/15/24	Consumer Discretio	4.792.080	955.086
	JAGUAR LAND ROVR TTMTIN 2.75 01/24/21	Consumer Discretio	2.239.771	446.398
	JAGUAR LAND ROVR TTMTIN 3.875 03/01/23	Consumer Discretio	2.873.538	572.711
	JAGUAR LAND ROVR TTMTIN 4.5 01/15/26	Consumer Discretio	2.463.266	490.941
	JAGUAR LAND ROVR TTMTIN 4.5 10/01/27	Consumer Discretio	1.981.387	394.649
	JAGUAR LAND ROVR TTMTIN 5 02/15/22	Consumer Discretio	3.069.231	611.713
	JAGUAR LAND ROVR TTMTIN 5.625 02/01/23	Consumer Discretio	2.294.096	456.934
	JAGUAR LAND ROVR TTMTIN 5.875 11/15/24	Consumer Discretio	3.275.034	652.731
	JAGUAR LAND ROVR TTMTIN 6.875 11/15/26	Consumer Discretio	1.653.265	329.504
	JERROLD FINCO JERRGB 6.125 01/15/24	Consumer Staples	3.520.331	701.620
	JERROLD FINCO JERRGB 6.25 09/15/21	Consumer Staples	3.073.879	612.640
	KCA DEUTAG UK FI KCADEU 9.875 04/01/22	Financials	1.182.106	235.450
	KCAD HOLDINGS I LTD	Financials	2.603.160	518.493
	KIRS MIDCO 3 PLC KIRSMD 8.625 07/15/23	Consumer Staples	2.887.631	575.153
	LADBROKES GROUP LADLN 5.125 09/08/23	Consumer Discretio	3.254.393	648.617
	LADBROKES GROUP LADLN 5.125 09/16/22	Consumer Discretio	1.581.249	315.151
	LIQUID TELECOM LIQTEL 8.5 07/13/22	Real Estate	8.228.083	1.636.464
	LLOYDS BANK PLC LLOYDS 13 PERP	Financials	9.638.570	1.921.016
	MARB BONDCO PLC MRFGBZ 7 03/15/24	Financials	5.908.143	1.175.057
	MATALAN FINANCE MTNLN 6.75 01/31/23	Information Technol	2.961.612	590.264
	METRO BANK PLC MTROLN 5.5 06/26/28	Consumer Staples	1.504.153	299.785
	METRO BANK PLC MTROLN 9.5 10/08/25	Consumer Staples	2.390.469	476.433
	MILLER HOMES GRP MLNHMS 5.5 10/15/24	Information Technol	2.323.304	463.046
	NEMEAN BONDCO NEMEAN 7.375 02/01/24	Information Technol	2.237.956	446.036
	NEPTUNE ENERGY NEPENE 6.625 05/15/25	Information Technol	3.914.818	779.746
	NOMAD FOODS BOND IGBOND 3.25 05/15/24	Consumer Discretio	2.410.970	480.519
	NWEN FINANCE PLC NWENET 5.875 06/21/21	Information Technol	2.328.551	464.092
	OCADO GROUP PLC OCDOLN 4 06/15/24	Industrials	2.042.656	407.112
	PETRA DIAMONDS PDLLN 7.25 05/01/22	Consumer Discretio	2.174.029	432.387
	PINEWOOD FINANCE PINEFI 3.25 09/30/25	Information Technol	4.755.612	947.818




Land	Selskab/aktie	Branche	Markedsværdi i kr.	
				
				
	PINNACLE BIDCO P PURGYM 6.375 02/15/25	Financials	3.156.704	629.147
	POLYUS FINANCE P PGILLN 5.25 02/07/23	Energy	6.057.220	1.204.706
	PREMIER FOODS PFDLN 6.25 10/15/23	Utilities	2.737.313	545.560
	ROYAL BK SCOTLND RBS 7.648 PERP	Financials	5.269.732	1.049.616
	SAGA PLC SAGALN 3.375 05/12/24	Financials	1.977.950	394.215
	SHOP DIRECT SHODFP 7.75 11/15/22	Health Care	4.256.824	848.407
	ST SAVINGS BK UA OSCHAD 9.625 03/20/25	Financials	7.212.440	1.434.465
	STONEGATE PUB CO STGATE 4.875 03/15/22	Real Estate	3.815.060	760.361
	STRETFORD ICELTD 6.75 07/15/24	Health Care	1.785.872	355.933
	SYNLAB UNSEC BON LABFP 8.25 07/01/23	Materials	2.725.740	543.254
	TALKTALK TELECOM TALKLN 5.375 01/15/22	Telecommunication	3.053.041	608.487
	TBC BANK JSC TBCBGE 5.75 06/19/24	Consumer Discretior	8.057.407	1.602.519
	THAMES WATER KEM THAMES 5.875 07/15/22	Information Technok	1.171.841	233.554
	TITAN GLOBAL FIN TITKGA 2.375 11/16/24	Consumer Discretior	1.938.965	386.446
	TITAN GLOBAL FIN TITKGA 3.5 06/17/21	Consumer Discretior	1.955.375	389.716
	TRAVELEX FINACNG TRVLEX 8 05/15/22	Industrials	2.590.649	516.330
	Travelodge Class E Shares	Industrials	1.098	219
	Travelodge Class E1 Shares	Industrials	1.098	219
	Travelodge Class F Shares	Industrials	1.098	219
	Travelodge Class F1 Shares	Industrials	1.098	219
	Travelodge Class G Shares	Industrials	1.098	219
	Travelodge Class G1 Shares	Industrials	1.098	219
	Travelodge Class H A Shares	Industrials	1.098	219
	Travelodge Class H1 Shares	Industrials	1.098	219
	Travelodge Class I Shares	Industrials	1.098	219
	Travelodge Class I1 Shares	Industrials	1.098	219
	Travelodge New Equity (PEC)	Industrials	5.838.064	1.162.815
	Travelodge Ord Shares	Industrials	23.256.272	4.632.142
	TRAVIS PERKINS TPKLN 4.375 09/15/21	Industrials	1.551.110	309.144
	TRAVIS PERKINS TPKLN 4.5 09/07/23	Industrials	3.538.158	705.173
	TWINKLE PIZZA HG PIZEXP 8.625 08/01/22	Consumer Discretior	304.768	60.742
	TWINKLE PIZZA PIZEXP 6.625 08/01/21	Consumer Discretior	3.435.227	684.658
	UKREXIMBANK EXIMUK 9.75 01/22/25	Utilities	7.401.720	1.472.111
	VALARIS PLC VAL 4.875 06/01/22	Consumer Discretior	1.905.680	379.570
	VALARIS PLC VAL 5.75 10/01/44	Consumer Discretior	2.089.614	416.206
	VALARIS PLC VAL 7.75 02/01/26	Consumer Discretior	2.501.883	498.320
	VICTORIA PLC VCPLN 5.25 07/15/24	Consumer Discretior	2.876.821	573.365
	VIRGIN MEDIA FIN VMED 4.5 01/15/25	Telecommunication	3.264.898	650.711
	VIRGIN MEDIA SEC VMED 4.25 01/15/30	Industrials	2.271.801	452.781
	VIRGIN MEDIA SEC VMED 4.875 01/15/27	Industrials	4.714.447	939.613
	VIRGIN MEDIA SEC VMED 5 04/15/27	Industrials	6.309.399	1.257.495
	VIRGIN MEDIA SEC VMED 5.25 05/15/29	Industrials	2.406.220	479.572
	VIRGIN MEDIA SEC VMED 5.5 05/15/29	Industrials	7.422.107	1.478.322
	VIRGIN MEDIA SEC VMED 6 01/15/25	Industrials	4.159.516	829.013
	VIRGIN MEDIA SEC VMED 6.25 03/28/29	Industrials	3.632.998	724.075
	VIRIDIAN GROUP VRDLN 4 09/15/25	Industrials	2.284.909	455.394
	VIRIDIAN GROUP VRDLN 4.75 09/15/24	Industrials	1.517.905	302.526
	VODAFONE GROUP VOD 3.1 01/03/79	Telecommunication	13.829.718	2.756.333
	VODAFONE GROUP VOD 4.2 10/03/78	Telecommunication	3.555.028	708.535
	VODAFONE GROUP VOD 4.875 10/03/78	Telecommunication	4.028.581	802.917
	VODAFONE GROUP VOD 7 04/04/79	Telecommunication	10.959.188	2.182.831
	VOYAGE CARE VOYCAR 5.875 05/01/23	Financials	2.259.756	450.381
	WAGAMAMA WGMAMA 4.125 07/01/22	Industrials	2.282.962	455.006
	WILLIAM HILL WMH 4.75 05/01/26	Consumer Discretior	3.091.463	616.144
	WILLIAM HILL WMH 4.875 09/07/23	Consumer Discretior	3.197.661	637.310
	YELL BONDCO YELLUK 8.5 05/02/23	Financials	1.524.642	303.869
	Zeus Bidco Limited - Facility B - Refinancing/Debt	Financials	16.500.171	3.286.474
Sverige	AKELIUS RESIDENT AKFAST 3.875 10/05/78	Real Estate	4.009.161	799.046
	BALDER BALDER 3 03/07/78	Real Estate	2.617.847	521.750
	DOMETIC GROUP AB DOMSS 3 05/08/26	Consumer Discretior	1.988.540	396.326
	DOMETIC GROUP AB DOMSS 3 09/13/23	Consumer Discretior	1.847.713	368.259
	ELLEVIO AB ELLEVI 2.875 02/12/25	Telecommunication	1.248.482	248.829
	ERICSSON LM ERICB 0.875 03/01/21	Information Technok	3.168.558	631.510
	ERICSSON LM ERICB 1.875 03/01/24	Information Technok	3.006.360	599.183
	ERICSSON LM ERICB 4.125 05/15/22	Information Technok	5.794.229	1.154.084
	HEIMSTADEN BOSTA HEIBOS 3.248 PERP	Materials	5.183.890	1.033.176
	INTRUM AB INTRUM 3 09/15/27	Industrials	5.495.165	1.095.214
	INTRUM AB INTRUM 3.5 07/15/26	Industrials	4.373.884	871.737
	INTRUM JUSTITIA INTRUM 2.75 07/15/22	Industrials	4.809.117	958.482
	INTRUM JUSTITIA INTRUM 3.125 07/15/24	Industrials	6.463.290	1.288.167
	PKO BANK POLSKI PKOBP 4.63 09/26/22	Financials	7.098.517	1.411.807
	RADISSON HLD RADHLD 6.875 07/15/23	Information Technok	2.071.476	412.856
	SAMHALLSBYGG SBBSS 4.625 PERP	Real Estate	2.036.614	405.908
	UNILABS SUBHOLD UNILAB 5.75 05/15/25	Financials	2.692.295	536.588
	VERISURE HOLDING VERISR 3.5 05/15/23	Information Technok	3.225.029	642.765
	VERISURE MIDHOLD VERISR 5.75 12/01/23	Information Technok	7.437.432	1.482.318
	VOLVO CAR AB VOVCAB 2 01/24/25	Industrials	3.448.655	687.334
	VOLVO CAR AB VOVCAB 2.125 04/02/24	Industrials	4.127.635	822.659
	VOLVO CAR AB VOVCAB 3.25 05/18/21	Industrials	3.268.184	651.366
Sydafrika	GROWTHPOINT GRTSJ 5.872 05/02/23	Financials	6.048.178	1.202.908
	TRANSNET LTD SAFTRA 4 07/26/22	Industrials	17.226.648	3.426.167
Sydkorea	AL AHLI BANK KUW ALAHKW 3.5 04/05/22	Materials	28.532.855	5.674.832

Land	Selskab/aktie	Branche	Markedsværdi i kr.	
				
				
	BURGAN BANK BGBKKK 5.7492 PERP	Industrials	8.543.643	1.699.225
	GS CALTEX CORP GSCCOR 3 06/04/24	Financials	6.764.069	1.345.290
	HYUNDAI CAPITAL HYUCAP 3 03/06/22	Materials	6.794.333	1.351.309
	HYUNDAI CAPITAL HYUCAP 3.75 03/05/23	Materials	6.948.950	1.382.060
	KEB HANA BANK KEBHNB 3.5 01/30/24	Telecommunication	7.019.738	1.396.139
	KEB HANA BANK KEBHNB Float 03/13/23	Telecommunication	5.591.246	1.112.030
	KIA MOTORS CORP KIAMTR 3 04/25/23	Information Technok	4.489.315	892.869
	KIA MOTORS CORP KIAMTR 3.5 10/25/27	Information Technok	4.526.657	900.296
	KOOKMIN BANK CITNAT 2.875 03/25/23	Health Care	7.933.090	1.577.793
	KOOKMIN BANK CITNAT 4.35 PERP	Health Care	2.320.994	461.617
	KT CORP KOREAT 2.625 08/07/22	Consumer Discretior	5.659.291	1.125.563
	LG CHEM LTD LGCHM 3.25 10/15/24	Materials	6.893.510	1.371.034
	NONGHYUP BANK NACF 3.875 07/30/23	Information Technok	8.275.287	1.645.852
	SHINHAN BANK SHNHAN 3.75 09/20/27	Materials	4.627.304	920.314
	SHINHAN BANK SHNHAN 3.875 11/05/23	Materials	4.699.329	934.638
	SHINHAN BANK SHNHAN 4 04/23/29	Materials	4.713.635	937.484
	SK TELECOM CO SKM 3.75 04/16/23	Telecommunication	6.963.854	1.385.024
	WOORI BANK WOORIB 2.625 07/20/21	Consumer Discretior	5.653.215	1.124.354
	WOORI BANK WOORIB 5.125 08/06/28	Consumer Discretior	3.838.916	763.513
	WOORI BANK WOORIB 5.25 PERP	Financials	4.613.632	917.594
	WOORI BANK WOORIB Float 02/01/23	Consumer Discretior	5.606.496	1.115.063
Thailand	BANGKOK BANK/HK BBLTB 3.733 09/25/34	Consumer Discretior	11.411.687	2.269.643
	BANGKOK BANK/HK BBLTB 3.875 09/27/22	Financials	10.483.640	2.085.066
	BANGKOK BANK/HK BBLTB 4.05 03/19/24	Consumer Discretior	10.691.647	2.126.436
	BANGKOK BANK/HK BBLTB 4.45 09/19/28	Consumer Discretior	12.418.881	2.469.962
	KASIKORNBANK PCL KBANK 3.256 07/12/23	Consumer Staples	11.527.706	2.292.718
	SIAM COMMERCIAL SCBTB 2.75 05/16/23	Materials	8.957.565	1.781.549
	SIAM COMMERCIAL SCBTB 4.4 02/11/29	Materials	9.946.277	1.978.191
Tyrkiet	AKBANK AKBNK 5.125 03/31/25	Energy	5.524.182	1.098.691
	AKBANK AKBNK 6.797 04/27/28	Energy	4.250.591	845.390
	ARCELIK ACKAF 5 04/03/23	Consumer Staples	3.441.671	684.506
	GARANTI BANKASI GARAN 5.875 03/16/23	Energy	10.427.499	2.073.900
	GARANTI BANKASI GARAN 6.125 05/24/27	Energy	2.129.097	423.451
	IS BANKASI ISCTR 5.5 04/21/22	Financials	11.386.064	2.264.547
	IS BANKASI ISCTR 6.125 04/25/24	Financials	7.870.513	1.565.348
	IS BANKASI ISCTR 7 06/29/28	Financials	4.264.229	848.102
	KOC HLDG KCHOL 6.5 03/11/25	Industrials	7.164.084	1.424.848
	KT KIRA SERT KFINKK 5.136 11/02/21	Consumer Discretior	4.952.596	985.010
	QNB FINANSBANK QNBFB 6.875 09/07/24	Health Care	7.256.825	1.443.293
	SISECAM SISETI 6.95 03/14/26	Health Care	4.803.997	955.456
	TC ZIRAAT BANKAS TCZIRA 5.125 09/29/23	Consumer Discretior	5.532.485	1.100.343
	TURK TELEKOM TURKTI 6.875 02/28/25	Telecommunication	6.076.245	1.208.490
	TURKCELL ILETISI TCELLT 5.8 04/11/28	Telecommunication	5.631.657	1.120.067
	VAKIFBANK VAKBN 5.625 05/30/22	Consumer Discretior	5.591.144	1.112.009
	VAKIFBANK VAKBN 6 11/01/22	Consumer Discretior	4.429.153	880.904
	VAKIFBANK VAKBN 8.125 03/28/24	Consumer Discretior	6.021.526	1.197.607
	YAPI KREDI BANKA YKBNK 13.875 PERP	Financials	2.650.372	527.126
	YAPI KREDI BANKA YKBNK 6.1 03/16/23	Financials	5.743.197	1.142.251
	YAPI KREDI BANKA YKBNK 8.25 10/15/24	Financials	6.056.477	1.204.558
	YAPI KREDI BANKA YKBNK 8.5 03/09/26	Financials	5.755.169	1.144.632
Tyskland	ADLER REAL EST ADLERR 1.5 04/17/22	Real Estate	2.553.384	508.902
	ADLER REAL EST ADLERR 1.5 12/06/21	Real Estate	3.815.710	760.490
	ADLER REAL EST ADLERR 1.875 04/27/23	Real Estate	3.225.709	642.900
	ADLER REAL EST ADLERR 2.125 02/06/24	Real Estate	1.790.758	356.907
	ADLER REAL EST ADLERR 3 04/27/26	Real Estate	2.012.961	401.193
	BILFNGR BRGR SE GBFGR 4.5 06/14/24	Industrials	2.078.107	414.177
	CONSUS REAL EST CONSUS 9.625 05/15/24	Consumer Staples	2.692.344	536.598
	CTC BONDCO GMBH CTCBON 5.25 12/15/25	Financials	2.994.167	596.753
	DEMIRE RL ESTATE DMREGR 1.875 10/15/24	Information Technok	3.814.558	760.261
	DEUTSCHE BANK AG DB 2.75 02/17/25	Financials	8.599.184	1.713.861
	DEUTSCHE BANK AG DB 4.296 05/24/28	Financials	6.700.646	1.334.623
	DEUTSCHE BANK AG DB 4.5 04/01/25	Financials	8.119.410	1.617.209
	DEUTSCHE BANK AG DB 4.5 05/19/26	Financials	4.895.602	975.718
	DEUTSCHE BANK NY DB 4.875 12/01/32	Financials	3.939.548	784.672
	DT LUFTHANSA AG LHAGR 5.125 08/12/75	Industrials	3.420.383	681.700
	DT PFANDBRIEFBAN PBBGR 2.875 06/28/27	Financials	1.936.996	386.053
	DT PFANDBRIEFBAN PBBGR 4.6 02/22/27	Industrials	1.425.232	284.056
	HAPAG-LLOYD HPLGR 5.125 07/15/24	Industrials	2.689.223	535.976
	HORNBAACH BAUMRKT HBMGR 3.25 10/25/26	Consumer Staples	1.976.416	393.910
	HP PELZER PELHOL 4.125 04/01/24	Information Technok	2.353.360	469.037
	IHO VERWALTUNGS SHAEFF 3.625 05/15/25	Health Care	5.257.575	1.047.861
	IHO VERWALTUNGS SHAEFF 3.75 09/15/26	Health Care	4.637.702	924.318
	IHO VERWALTUNGS SHAEFF 3.875 05/15/27	Health Care	3.317.873	661.269
	IHO VERWALTUNGS SHAEFF 4.75 09/15/26	Health Care	3.425.108	682.207
	INFINEON TECH IFXGR 2.875 PERP	Financials	3.888.104	774.919
	INFINEON TECH IFXGR 3.625 PERP	Financials	3.950.715	787.398
	K+S AG SDFGR 2.625 04/06/23	Materials	4.661.457	929.052
	K+S AG SDFGR 3 06/20/22	Materials	3.317.874	661.269
	K+S AG SDFGR 3.25 07/18/24	Materials	2.704.865	539.093
	K+S AG SDFGR 4.125 12/06/21	Materials	4.011.391	799.491
	KAEFER ISOLIERTE KAEISO 5.5 01/10/24	Materials	2.032.490	405.086
	KIRK BEAUTY ONE DOUGR 8.75 07/15/23	Consumer Staples	1.689.510	336.728



Land	Selskab/aktie	Branche	Markedsværdi i kr.	
				
				
	KIRK BEAUTY ZERO DOUGR 6.25 07/15/22	Consumer Staples	2.253.059	449.046
	KME SE KMEAGR 6.75 02/01/23	Real Estate	1.548.530	308.630
	LANXESS LXGR 4.5 12/06/76	Materials	4.198.637	836.810
	METRO AG MEOGR 1.375 10/28/21	Consumer Discretior	3.176.624	633.117
	METRO WHOLESALE MEOGR 1.5 03/19/25	Consumer Discretior	4.581.867	913.189
	NIDDA BONDCO SAZGR 5 09/30/25	Utilities	2.314.372	461.266
	NIDDA BONDCO SAZGR 7.25 09/30/25	Utilities	1.702.187	339.255
	NIDDA HEALTHCARE SAZGR 3.5 09/30/24	Utilities	7.323.503	1.459.611
	NORDEX SE NDXGR 6.5 02/01/23	Industrials	2.659.577	530.067
	PEACH PROPERTY PEANSW 3.5 02/15/23	Telecommunication	1.620.450	322.964
	PLATIN 1426 GMBH SCHENC 5.375 06/15/23	Energy	3.161.340	630.071
	PRESTIGEBIDCO SCHUBR 6.25 12/15/23	Consumer Staples	1.299.965	259.090
	PROGROUP PROGR 3 03/31/26	Financials	3.976.471	792.531
	RAFFINERIE HEIDE RAFHEI 6.375 12/01/22	Information Technok	1.412.420	281.502
	SAFARI VERWALTUN LPLAYG 5.375 11/30/22	Consumer Discretior	1.979.783	394.581
	SGL CARBON SE SGLGR 4.625 09/30/24	Industrials	1.856.458	370.002
	TECHEM VERWLTG TCHEN 6 07/30/26	Information Technok	3.449.993	687.601
	TELE COLUMBUS AG TCGR 3.875 05/02/25	Materials	4.296.925	856.399
	THYSSENKRUPP TKAGR 1.375 03/03/22	Materials	8.243.114	1.642.895
	THYSSENKRUPP TKAGR 1.875 03/06/23	Materials	5.508.376	1.097.847
	THYSSENKRUPP TKAGR 2.5 02/25/25	Materials	4.551.645	907.166
	THYSSENKRUPP TKAGR 2.75 03/08/21	Materials	4.713.599	939.444
	THYSSENKRUPP TKAGR 2.875 02/22/24	Materials	10.055.398	2.004.092
	TUI AG TUIGR 2.125 10/26/21	Consumer Discretior	1.922.205	383.105
	WEPA HYGIENEPD WEPAHY 2.875 12/15/27	Financials	970.342	193.394
USA	24 HOUR HOLDINGS HRFITW 8 06/01/22	Consumer Discretior	1.322.775	263.468
	ABC SUPPLY CO ABCSUP 4 01/15/28	Health Care	3.096.015	616.659
	ACADIA HEALTH ACHC 5.625 02/15/23	Health Care	5.767.648	1.148.790
	ACRISURE LLC ACRISU 7 11/15/25	Consumer Discretior	4.335.494	863.536
	ACRISURE LLC ACRISU 8.125 02/15/24	Consumer Discretior	6.453.437	1.285.384
	ADIENT US LLC ADNT 7 05/15/26	Consumer Discretior	4.267.512	849.995
	ADT CORP ADT 3.5 07/15/22	Industrials	5.743.768	1.144.033
	ADT CORP ADT 4.125 06/15/23	Industrials	4.307.381	857.936
	ADT CORP ADT 4.875 07/15/32	Industrials	2.615.428	520.936
	ADT CORP ADT 6.25 10/15/21	Industrials	5.974.909	1.190.072
	AERCAP GLOBAL AER 6.5 06/15/45	Industrials	1.239.703	246.922
	AHERN RENTALS AHEREN 7.375 05/15/23	Industrials	2.225.380	443.247
	ALBERTSONS COS ACI 4.625 01/15/27	Materials	3.348.828	667.014
	ALBERTSONS COS ACI 5.75 03/15/25	Materials	5.853.975	1.165.984
	ALBERTSONS COS ACI 5.875 02/15/28	Materials	3.618.494	720.725
	ALBERTSONS COS ACI 6.625 06/15/24	Materials	5.832.351	1.161.677
	ALBERTSONS COS ACI 7.5 03/15/26	Materials	2.862.162	570.080
	Algoma Steel Parent GP S.A.	Health Care	18.179.426	3.620.945
	ALLEGHENY TECH ATI 5.875 08/15/23	Materials	4.798.932	955.842
	ALLIANT HOLDINGS ALIANT 6.75 10/15/27	Health Care	3.328.330	662.931
	ALLIED UNIVERSAL UNSEAM 6.625 07/15/26	Financials	4.605.021	917.220
	ALLIED UNIVERSAL UNSEAM 9.75 07/15/27	Financials	5.588.115	1.113.031
	ALLISON TRANS ALSN 5.875 06/01/29	Financials	4.603.731	916.963
	ALLY FINANCIAL ALLY 5.75 11/20/25	Financials	6.262.868	1.247.427
	AMC ENTMNT HOLDI AMC 5.875 11/15/26	Telecommunication	4.558.138	907.882
	AMC ENTMNT HOLDI AMC 6.375 11/15/24	Telecommunication	3.664.929	730.439
	AMC NETWORKS INC AMCX 4.75 08/01/25	Telecommunication	5.700.881	1.135.491
	AMC NETWORKS INC AMCX 5 04/01/24	Telecommunication	5.749.560	1.145.187
	AMER AXLE & MFG AXL 6.25 04/01/25	Materials	4.403.070	876.996
	AMERICAN AIR AAL 5 06/01/22	Industrials	5.883.757	1.171.916
	AMERIGAS PARTNER APU 5.5 05/20/25	Utilities	7.555.947	1.504.980
	AMERIGAS PARTNER APU 5.875 08/20/26	Utilities	6.259.247	1.246.706
	AMWINS GROUP INC AMWINS 7.75 07/01/26	Financials	381.069	75.901
	ANTERO MIDSTREAM AM 5.375 09/15/24	Energy	1.574.830	313.672
	ANTERO MIDSTREAM AM 5.75 01/15/28	Consumer Discretior	2.511.017	500.140
	ANTERO MIDSTREAM AM 5.75 03/01/27	Energy	3.241.549	645.646
	ANTERO RESOURCES AR 5 03/01/25	Energy	2.135.518	425.349
	ANTERO RESOURCES AR 5.125 12/01/22	Energy	6.248.798	1.244.624
	ANTERO RESOURCES AR 5.375 11/01/21	Consumer Discretior	4.000.844	796.881
	ANTERO RESOURCES AR 5.625 06/01/23	Energy	3.386.288	674.475
	APX GROUP INC APXSEC 7.875 12/01/22	Consumer Discretior	4.798.671	955.791
	ARAMARK SERV INC ARMK 5 02/01/28	Consumer Discretior	7.465.120	1.486.889
	ARAMARK SERV INC ARMK 5 04/01/25	Consumer Discretior	5.883.110	1.171.787
	ARAMARK SERV INC ARMK 5.125 01/15/24	Consumer Discretior	5.839.691	1.163.139
	ARCHROCK LP/FIN APLP 6.25 04/01/28	Consumer Staples	2.437.164	485.430
	ARCHROCK LP/FIN APLP 6.875 04/01/27	Consumer Staples	4.491.328	894.574
	ARCONIC INC ARNC 5.125 10/01/24	Industrials	10.717.944	2.134.781
	ARCONIC INC ARNC 5.4 04/15/21	Industrials	11.573.631	2.305.215
	ARCONIC INC ARNC 5.95 02/01/37	Industrials	3.779.123	752.719
	ARCOS DORADOS HL ARCO 6.625 09/27/23	Industrials	4.983.306	991.118
	ARGOS MERGER SUB PETM 7.125 03/15/23	Consumer Discretior	8.354.120	1.663.958
	ASC MAT/AMH NEW SIDEUS 9 01/01/24	Materials	2.566.923	511.275
	ASCENT RESOUR/AR ASCRES 10 04/01/22	Materials	4.254.737	847.451
	ASCENT RESOUR/AR ASCRES 7 11/01/26	Materials	2.256.580	449.461
	ASGN INC ASGN 4.625 05/15/28	Materials	2.522.353	502.398
	ASHLAND INC ASH 4.75 08/15/22	Materials	7.414.784	1.476.863
	ASP AMC MERGE AIRM 8 05/15/25	Information Technok	1.508.734	300.507




Land	Selskab/aktie	Branche	Markedsværdi i kr.	
				
				
	ASSUREDPARTNERS ASSPAR 7 08/15/25	Consumer Staples	2.910.667	579.741
	AVANTOR INC AVTR 4.75 10/01/24	Health Care	3.355.677	668.803
	AVANTOR INC AVTR 6 10/01/24	Health Care	7.518.517	1.497.525
	AVANTOR INC AVTR 9 10/01/25	Health Care	12.685.899	2.526.754
	AVON INTERNATIONAL AVP 7.875 08/15/22	Financials	4.468.076	889.943
	AXALTA COATING AXTA 4.25 08/15/24	Financials	1.962.970	391.230
	AXALTA COATING AXTA 4.875 08/15/24	Financials	4.401.534	876.690
	B&G FOODS INC BGS 5.25 04/01/25	Consumer Staples	7.241.151	1.442.279
	B&G FOODS INC BGS 5.25 09/15/27	Real Estate	1.132.759	225.621
	BALL CORP BLL 0.875 03/15/24	Materials	4.247.360	846.520
	BALL CORP BLL 1.5 03/15/27	Materials	3.622.710	722.025
	BALL CORP BLL 3.5 12/15/20	Materials	1.963.091	391.254
	BALL CORP BLL 4 11/15/23	Materials	4.413.440	879.061
	BALL CORP BLL 4.375 12/15/20	Materials	5.784.540	1.152.154
	BALL CORP BLL 4.375 12/15/23	Materials	5.459.124	1.088.031
	BALL CORP BLL 4.875 03/15/26	Materials	6.132.055	1.221.372
	BALL CORP BLL 5 03/15/22	Materials	7.446.327	1.483.146
	BANFF MERGER SUB BMC 8.375 09/01/26	Consumer Discretior	1.833.644	365.455
	BANFF MERGER SUB BMC 9.75 09/01/26	Consumer Discretior	6.692.153	1.332.931
	BAUSCH HLTH AMR BHCCN 8.5 01/31/27	Health Care	9.790.729	1.950.100
	BBA US HOLDINGS BBALN 4 03/01/28	Consumer Discretior	2.789.956	555.698
	BBA US HOLDINGS BBALN 5.375 05/01/26	Consumer Discretior	2.366.928	471.441
	BCD ACQUISITION BIGTEX 9.625 09/15/23	Consumer Discretior	4.402.926	876.967
	BCPE CYCLE MERGE USRENA 10.625 07/15/27	Consumer Discretior	2.994.310	596.401
	BEACON ROOFING S BECN 4.875 11/01/25	Industrials	7.033.022	1.400.825
	BED BATH BEYOND BBBY 5.165 08/01/44	Health Care	3.117.857	621.009
	BELDEN INC BDC 2.875 09/15/25	Information Technok	2.098.513	418.244
	BELDEN INC BDC 3.375 07/15/27	Information Technok	3.323.001	662.291
	BELDEN INC BDC 3.875 03/15/28	Information Technok	2.858.129	569.640
	BERRY GLOBAL ESC BERY 5.625 07/15/27	Financials	3.084.891	614.443
	BERRY GLOBAL INC BERY 1 01/15/25	Financials	9.565	1.906
	BERRY GLOBAL INC BERY 1.5 01/15/27	Financials	7.281	1.451
	BERRY GLOBAL INC BERY 4.5 02/15/26	Financials	4.356.970	867.813
	BERRY GLOBAL INC BERY 4.875 07/15/26	Financials	4.524.600	901.202
	BERRY PLASTICS BERY 5.125 07/15/23	Materials	5.838.609	1.162.923
	BIDFAIR MERGER BID 7.375 10/15/27	Materials	2.296.807	457.474
	BLUE CUBE SPINCO OLN 10 10/15/25	Financials	4.699.245	935.987
	BLUE RACER MID/F BLURAC 6.125 11/15/22	Energy	4.132.092	823.023
	BOYD GAMING CORP BYD 4.75 12/01/27	Industrials	4.518.237	899.934
	BOYD GAMING CORP BYD 6 08/15/26	Consumer Discretior	3.963.972	789.537
	BOYD GAMING CORP BYD 6.375 04/01/26	Consumer Discretior	4.861.891	968.383
	BRAND ENERGY & I BRANDI 8.5 07/15/25	Industrials	4.440.309	884.413
	BRINK'S CO/THE BCO 4.625 10/15/27	Industrials	2.892.336	576.090
	BROOKFIELD PPTY BPR 5.75 05/15/26	Real Estate	5.923.356	1.179.803
	BRUIN E&P PART BRUINE 8.875 08/01/23	Information Technok	1.727.626	344.105
	BUCKEYE PARTNERS BPL 3.95 12/01/26	Energy	2.680.122	533.822
	BUCKEYE PARTNERS BPL 4.15 07/01/23	Telecommunication	2.274.062	452.944
	BUCKEYE PARTNERS BPL 4.875 02/01/21	Telecommunication	2.886.817	574.991
	BWAY HOLDING CO BWY 4.75 04/15/24	Industrials	3.919.931	781.262
	BWAY HOLDING CO BWY 5.5 04/15/24	Industrials	7.244.350	1.442.916
	BWAY HOLDING CO BWY 7.25 04/15/25	Industrials	6.160.419	1.227.021
	CABCORP CAMEBO 5.75 01/31/27	Information Technok	6.008.338	1.194.984
	CABLEVISION SYS CVC 5.875 09/15/22	Telecommunication	2.434.661	484.931
	CAESARS RESORT CGPHLC 5.25 10/15/25	Industrials	8.710.762	1.734.994
	CALFRAC HLDGS CFWCN 8.5 06/15/26	Financials	1.162.626	231.570
	CALIFORNIA RESOU CRC 8 12/15/22	Energy	3.736.709	744.271
	CALLON PETROLEUM CPE 6.125 10/01/24	Energy	4.315.563	859.566
	CALLON PETROLEUM CPE 6.25 04/15/23	Energy	4.289.846	854.444
	CALPINE CORP CPN 4.5 02/15/28	Financials	5.447.396	1.085.002
	CALPINE CORP CPN 5.125 03/15/28	Financials	3.968.677	790.474
	CALPINE CORP CPN 5.25 06/01/26	Utilities	7.265.104	1.447.050
	CALPINE CORP CPN 5.5 02/01/24	Utilities	1.153.622	229.776
	CALPINE CORP CPN 5.75 01/15/25	Utilities	7.226.890	1.439.439
	CALUMET SPECIAL CLMT 11 04/15/25	Energy	2.634.076	524.650
	CARVANA CO CVNA 8.875 10/01/23	Consumer Discretior	2.991.483	595.838
	CATALENT PHARMA CTLT 4.75 12/15/24	Consumer Staples	2.572.952	512.802
	CATALENT PHARMA CTLT 5 07/15/27	Consumer Staples	2.987.035	594.952
	CBL & ASSOC LP CBL 5.95 12/15/26	Financials	1.521.873	303.124
	CCO HOLDINGS LLC CHTR 4.75 03/01/30	Financials	10.921.643	2.175.353
	CCO HOLDINGS LLC CHTR 5 02/01/28	Financials	10.400.128	2.071.479
	CCO HOLDINGS LLC CHTR 5.125 02/15/23	Telecommunication	8.605.753	1.714.078
	CCO HOLDINGS LLC CHTR 5.125 05/01/23	Telecommunication	11.449.493	2.280.489
	CCO HOLDINGS LLC CHTR 5.125 05/01/27	Financials	13.612.424	2.711.298
	CCO HOLDINGS LLC CHTR 5.375 06/01/29	Financials	8.969.533	1.786.535
	CCO HOLDINGS LLC CHTR 5.5 05/01/26	Financials	7.375.752	1.469.089
	CCO HOLDINGS LLC CHTR 5.75 02/15/26	Financials	11.952.061	2.380.590
	CCO HOLDINGS LLC CHTR 5.875 04/01/24	Financials	8.773.777	1.747.545
	CD&R WATERWORKS HDSUWA 6.125 08/15/25	Industrials	1.183.557	235.739
	CDK GLOBAL INC CDK 4.875 06/01/27	Information Technok	4.431.740	882.706
	CDK GLOBAL INC CDK 5.25 05/15/29	Information Technok	3.020.875	601.692
	CDK GLOBAL INC CDK 5.875 06/15/26	Information Technok	4.467.889	889.906
	CDW LLC/CDW FIN CDWC 4.25 04/01/28	Information Technok	2.357.726	469.608




Land	Selskab/aktie	Branche	Markedsværdi i kr.	
			PenSam LIV	
				PenSam BANK
	CDW LLC/CDW FIN CDWC 5 09/01/25	Information Technok	5.902.766	1.175.702
	CDW LLC/CDW FIN CDWC 5.5 12/01/24	Information Technok	3.090.714	615.603
	CEDAR FAIR LP FUN 5.25 07/15/29	Consumer Discretior	3.069.947	611.467
	CEDAR FAIR LP FUN 5.375 04/15/27	Consumer Discretior	3.015.445	600.611
	CENGAGE LEARNING CNGO 9.5 06/15/24	Health Care	2.427.746	483.554
	CENTENE CORP CNC 4.25 12/15/27	Health Care	11.070.289	2.204.960
	CENTENE CORP CNC 4.625 12/15/29	Health Care	15.772.367	3.141.511
	CENTENE CORP CNC 4.75 01/15/25	Health Care	7.366.949	1.467.336
	CENTENE CORP CNC 4.75 05/15/22	Health Care	5.710.679	1.137.443
	CENTENE CORP CNC 5.375 06/01/26	Health Care	11.857.308	2.361.717
	CENTENNIAL RESOU CENREP 6.875 04/01/27	Health Care	2.937.219	585.030
	CENTURY COMMUNIT CCS 6.75 06/01/27	Consumer Discretior	1.798.775	358.277
	CENTURYLINK INC CTL 5.125 12/15/26	Utilities	5.577.367	1.110.890
	CENTURYLINK INC CTL 5.8 03/15/22	Telecommunication	11.896.123	2.369.448
	CENTURYLINK INC CTL 6.45 06/15/21	Telecommunication	10.220.088	2.035.619
	CENTURYLINK INC CTL 6.75 12/01/23	Telecommunication	1.869.271	372.318
	CENTURYLINK INC CTL 7.5 04/01/24	Telecommunication	7.978.274	1.589.098
	CENTURYLINK INC CTL 7.6 09/15/39	Telecommunication	2.975.326	592.620
	CF INDUSTRIES IN CF 3.45 06/01/23	Materials	5.744.451	1.144.169
	CF INDUSTRIES IN CF 4.95 06/01/43	Materials	5.846.235	1.164.443
	CF INDUSTRIES IN CF 5.15 03/15/34	Materials	1.578.538	314.410
	CF INDUSTRIES IN CF 5.375 03/15/44	Materials	3.095.698	616.596
	CFX ESCROW CORP CFX 6 02/15/24	Materials	4.535.472	903.367
	CGG HOLDING US CGGFP 7.875 05/01/23	Materials	2.018.606	402.319
	CHANGE HLD / FIN EM 5.75 03/01/25	Financials	5.845.390	1.164.274
	CHARLES RIVER LA CRL 4.25 05/01/28	Financials	2.143.772	426.993
	CHEMOURS CO CC 4 05/15/26	Materials	2.561.590	510.538
	CHEMOURS CO CC 5.375 05/15/27	Materials	3.738.813	744.690
	CHEMOURS CO CC 6.625 05/15/23	Materials	5.634.639	1.122.297
	CHEMOURS CO CC 7 05/15/25	Materials	1.125.499	224.175
	CHENIERE ENERGYP CQP 4.5 10/01/29	Information Technok	7.520.438	1.497.907
	CHENIERE ENERGYP CQP 5.25 10/01/25	Energy	5.851.890	1.165.569
	CHENIERE ENERGYP CQP 5.625 10/01/26	Information Technok	5.664.411	1.128.227
	CHESAPEAKE ENRGY CHK 11.5 01/01/25	Information Technok	5.114.869	1.018.770
	CHINA CINDA 2015 CCAMCL 4.25 04/23/25	Information Technok	5.958.038	1.184.980
	CHINA CINDA 2017 CCAMCL 3.875 02/08/23	Information Technok	5.800.132	1.153.575
	CHINA CINDA 2017 CCAMCL 4.75 02/08/28	Information Technok	6.276.744	1.248.367
	CHOBANI LLC/FIN CHBANI 7.5 04/15/25	Real Estate	3.707.136	738.381
	CHS/COMMUNITY CYH 11 06/30/23	Consumer Discretior	10.926.766	2.176.373
	CHS/COMMUNITY CYH 5.125 08/01/21	Health Care	7.096.218	1.413.412
	CHS/COMMUNITY CYH 6.25 03/31/23	Consumer Discretior	14.354.015	2.859.007
	CHS/COMMUNITY CYH 6.875 04/01/28	Consumer Discretior	2.199.715	438.135
	CHS/COMMUNITY CYH 8 03/15/26	Consumer Discretior	8.259.746	1.645.161
	CHS/COMMUNITY CYH 8 12/15/27	Consumer Discretior	824.014	164.126
	CHS/COMMUNITY CYH 8.125 06/30/24	Consumer Discretior	5.706.200	1.136.551
	CHS/COMMUNITY CYH 8.625 01/15/24	Consumer Discretior	6.135.533	1.222.064
	CHURCHILL DOWNS CHDN 4.75 01/15/28	Consumer Discretior	5.004.902	996.867
	CINC BELL INC CBB 7 07/15/24	Telecommunication	4.202.299	837.006
	CINEMARK USA CNK 4.875 06/01/23	Telecommunication	5.681.433	1.131.617
	CIT GROUP INC CIT 4.125 03/09/21	Financials	4.304.452	857.353
	CIT GROUP INC CIT 4.75 02/16/24	Information Technok	3.021.021	601.722
	CIT GROUP INC CIT 5 08/01/23	Financials	6.105.298	1.216.042
	CIT GROUP INC CIT 5 08/15/22	Financials	7.515.284	1.496.881
	CITIZENS COMM CO FTR 9 08/15/31	Telecommunication	2.745.211	546.786
	CLEAN HARBORS IN CLH 4.875 07/15/27	Industrials	3.000.582	597.651
	CLEAR CHNL WORLD CCO 5.125 08/15/27	Materials	5.890.587	1.173.276
	CLEAR CHNL WORLD CCO 9.25 02/15/24	Materials	10.827.458	2.156.593
	CLEARWAY ENERGY CWENA 4.75 03/15/28	Materials	2.658.734	529.562
	CLEARWAY ENERGY CWENA 5.75 10/15/25	Materials	5.940.075	1.183.133
	CLEVELAND-CLIFFS CLF 5.875 06/01/27	Materials	4.020.591	800.814
	CLOUD CRANE LLC CLDCRN 10.125 08/01/24	Consumer Staples	2.435.802	485.159
	CNOOC FINANCE CNOOC 3.75 05/02/23	Industrials	5.810.305	1.155.598
	CNOOC FINANCE CNOOC 4.375 05/02/28	Industrials	6.195.554	1.232.219
	CNX RESOURCES CO CNX 7.25 03/14/27	Financials	2.504.480	498.838
	COLFAX CORP CFX 3.25 05/15/25	Industrials	2.573.695	512.951
	COMMSCOPE FINANC COMM 5.5 03/01/24	Financials	11.815.375	2.353.365
	COMMSCOPE FINANC COMM 6 03/01/26	Financials	7.527.328	1.499.279
	COMMSCOPE FINANC COMM 8.25 03/01/27	Financials	5.100.320	1.015.872
	COMMSCOPE TECH COMM 5 03/15/27	Financials	3.171.396	631.673
	COMMSCOPE TECH COMM 6 06/15/25	Financials	6.988.709	1.391.998
	COMMUNICATIONS S UNIT 7.125 12/15/24	Real Estate	2.134.726	425.191
	COMMUNICATIONS S UNIT 8.25 10/15/23	Real Estate	3.975.502	791.833
	COMPASS MIN INTL CMP 6.75 12/01/27	Consumer Discretior	2.375.571	473.162
	COMSTOCK ESCROW CRK 9.75 08/15/26	Information Technok	3.410.611	679.319
	COMSTOCK RE INC CRK 7.5 05/15/25	Information Technok	2.422.306	482.471
	CONSOL ENERGY CNX 5.875 04/15/22	Energy	3.945.690	785.895
	CORTES NP ACQ CORTNP 9.25 10/15/24	Information Technok	5.481.837	1.091.862
	COTT HOLDINGS IN BCBCN 5.5 04/01/25	Consumer Staples	4.415.882	879.547
	COTY INC COTY 4 04/15/23	Consumer Staples	3.873.248	771.958
	COTY INC COTY 4.75 04/15/26	Consumer Staples	1.993.729	397.360
	COTY INC COTY 6.5 04/15/26	Consumer Staples	2.970.662	591.691
	CRESTWOOD MID PA CMLP 5.625 05/01/27	Financials	1.140.935	227.249




Land	Selskab/aktie	Branche	Markedsværdi i kr.	
				
				
	CRESTWOOD MID PA CMLP 5.75 04/01/25	Financials	8.675.852	1.728.041
	CROWN AMER/CAP CCK 4.5 01/15/23	Materials	4.483.863	893.088
	CROWN AMER/CAP CCK 4.75 02/01/26	Materials	4.788.814	953.827
	CROWNROCK LP/CR CRROCK 5.625 10/15/25	Consumer Discretior	5.735.616	1.142.410
	CSC HOLDINGS LLC CSCHLD 10.875 10/15/25	Consumer Discretior	14.623.707	2.912.724
	CSC HOLDINGS LLC CSCHLD 5.25 06/01/24	Consumer Discretior	3.011.611	599.847
	CSC HOLDINGS LLC CSCHLD 5.375 02/01/28	Consumer Discretior	3.030.977	603.705
	CSC HOLDINGS LLC CSCHLD 5.375 07/15/23	Consumer Discretior	8.770.840	1.746.960
	CSC HOLDINGS LLC CSCHLD 5.5 04/15/27	Consumer Discretior	7.546.136	1.503.026
	CSC HOLDINGS LLC CSCHLD 5.5 05/15/26	Consumer Discretior	8.893.495	1.771.390
	CSC HOLDINGS LLC CSCHLD 5.75 01/15/30	Consumer Discretior	10.956.112	2.182.219
	CSC HOLDINGS LLC CSCHLD 6.5 02/01/29	Consumer Discretior	9.538.008	1.899.763
	CSC HOLDINGS LLC CSCHLD 6.75 11/15/21	Consumer Discretior	6.035.668	1.202.173
	CSC HOLDINGS LLC CSCHLD 7.5 04/01/28	Consumer Discretior	4.471.011	890.528
	CSVAC ACQUISITION CSVAC 7.75 06/15/25	Health Care	1.681.527	334.924
	CUMULUS MED NEW CUMINT 6.75 07/01/26	Industrials	3.077.636	612.998
	CURO GROUP HLDGS CURO 8.25 09/01/25	Industrials	3.542.685	705.626
	CVR PARTNERS LP UAN 9.25 06/15/23	Materials	4.375.921	871.588
	DARLING INGREDIE DAR 5.25 04/15/27	Consumer Staples	2.988.095	595.163
	DAVITA HEALTHCAR DVA 5 05/01/25	Health Care	7.206.473	1.435.372
	DAVITA HEALTHCAR DVA 5.125 07/15/24	Health Care	11.658.375	2.322.094
	DCP MIDSTREAM OP DCP 3.875 03/15/23	Industrials	5.724.431	1.140.182
	DCP MIDSTREAM OP DCP 5.125 05/15/29	Industrials	4.359.809	868.379
	DCP MIDSTREAM OP DCP 5.375 07/15/25	Industrials	7.723.846	1.538.422
	DENBURY RESOURCE DNR 7.75 02/15/24	Energy	2.000.596	398.475
	DENBURY RESOURCE DNR 9 05/15/21	Energy	2.750.740	547.887
	DIAMOND OFFSHORE DO 4.875 11/01/43	Energy	1.550.560	308.838
	DIAMOND OFFSHORE DO 5.7 10/15/39	Energy	2.500.064	497.958
	DIAMOND OFFSHORE DO 7.875 08/15/25	Energy	500.873	99.763
	DIAMOND RESORTS DRIL 10.75 09/01/24	Consumer Staples	4.213.016	839.141
	DIAMOND SPORTS DSPORT 5.375 08/15/26	Consumer Staples	14.361.885	2.860.574
	DIAMOND SPORTS DSPORT 6.625 08/15/27	Consumer Staples	8.340.100	1.661.166
	DISH DBS CORP DISH 5 03/15/23	Telecommunication	2.601.999	518.262
	DISH DBS CORP DISH 5.875 07/15/22	Telecommunication	13.614.733	2.711.758
	DISH DBS CORP DISH 5.875 11/15/24	Telecommunication	11.439.978	2.278.594
	DISH DBS CORP DISH 6.75 06/01/21	Telecommunication	8.813.842	1.755.525
	DISH DBS CORP DISH 7.75 07/01/26	Telecommunication	9.162.846	1.825.039
	DRESDNER FNDG TR CMZB 8.151 06/30/31	Financials	6.001.512	1.195.370
	DUN & BRADSTREET DNB 10.25 02/15/27	Industrials	3.313.219	659.921
	DUN & BRADSTREET DNB 6.875 08/15/26	Industrials	4.708.766	937.883
	EAGLE HOLDING II PPD1 7.75 05/15/22	Utilities	5.700.832	1.135.481
	ECLIPSE RESOURCE MR 8.875 07/15/23	Energy	2.145.126	427.262
	ELANCO ANIMAL ELAN 3.912 08/27/21	Industrials	2.883.866	574.403
	ELANCO ANIMAL ELAN 4.272 08/28/23	Health Care	5.941.601	1.183.437
	ELANCO ANIMAL ELAN 4.9 08/28/28	Industrials	4.589.626	914.153
	ELDORADO RESORTS ERI 6 09/15/26	Consumer Discretior	6.234.385	1.241.753
	EMBARQ CORP CTL 7.995 06/01/36	Telecommunication	7.388.546	1.471.637
	EMC CORP DELL 3.375 06/01/23	Telecommunication	7.112.082	1.416.572
	ENCOMPASS HLTH EHC 4.5 02/01/28	Energy	1.750.096	348.581
	ENCOMPASS HLTH EHC 4.75 02/01/30	Energy	1.757.828	350.121
	ENDEAVOR ENERGY ENDENR 5.5 01/30/26	Energy	5.874.831	1.170.138
	ENDEAVOR ENERGY ENDENR 5.75 01/30/28	Energy	4.252.165	846.938
	ENERGIZER HLDGS ENR 6.375 07/15/26	Consumer Staples	10.655.645	2.122.372
	ENERGIZER HOLDGS EPC 4.7 05/24/22	Consumer Staples	1.738.964	346.364
	ENLINK MIDSTREAM ENLK 4.15 06/01/25	Energy	5.254.977	1.046.677
	ENLINK MIDSTREAM ENLK 4.85 07/15/26	Energy	4.010.243	798.753
	ENLINK MIDSTREAM ENLK 5.45 06/01/47	Energy	2.270.802	452.294
	ENTEGRIS INC ENTG 4.625 02/10/26	Information Technol	2.928.055	583.205
	ENVISION HEALTH EVHC 8.75 10/15/26	Utilities	3.596.313	716.307
	ENVIVA PRTRNS EVA 6.5 01/15/26	Health Care	2.984.450	594.437
	ESH HOSPITALITY STAY 4.625 10/01/27	Financials	3.427.421	682.667
	ESH HOSPITALITY STAY 5.25 05/01/25	Financials	7.257.265	1.445.489
	EXELA INTER EXLINT 10 07/15/23	Materials	1.913.167	381.061
	EXTRACTION OIL XOG 5.625 02/01/26	Energy	2.134.362	425.118
	FERRELLGAS LP FGP 6.5 05/01/21	Utilities	1.953.108	389.016
	FIDELITY & GUARA FGL 5.5 05/01/25	Financials	2.394.782	476.988
	FIVE PT OP CO LP FPH 7.875 11/15/25	Information Technol	2.547.643	507.435
	FLEX ACQUIS FLXACQ 7.875 07/15/26	Information Technol	4.368.365	870.083
	FORTRESS TRANS FTAI 6.75 03/15/22	Industrials	3.548.181	706.720
	FORTUNE STAR FOSUNI 4.35 05/06/23	Industrials	1.767.519	352.275
	FOXTROT ESCROW FXIHL 12.25 11/15/26	Information Technol	3.604.355	717.909
	FREEDOM MORTGAGE FREMOR 8.25 04/15/25	Industrials	3.880.766	772.964
	FRESH MARKET INC TFM 9.75 05/01/23	Health Care	1.457.772	290.356
	FRONTIER COMM FTR 10.5 09/15/22	Telecommunication	6.042.259	1.203.486
	FRONTIER COMM FTR 11 09/15/25	Telecommunication	2.885.437	574.716
	FRONTIER COMM FTR 6.875 01/15/25	Telecommunication	2.885.784	574.785
	FRONTIER COMM FTR 7.125 01/15/23	Telecommunication	3.653.384	727.674
	FRONTIER COMM FTR 7.625 04/15/24	Telecommunication	836.587	166.630
	FRONTIER COMM FTR 8 04/01/27	Telecommunication	10.381.195	2.067.708
	FRONTIER COMM FTR 8.5 04/01/26	Telecommunication	9.205.594	1.833.553
	FXI HOLDINGS FXIHL 7.875 11/01/24	Information Technol	2.163.153	430.853
	GAP INC/THE GPS 5.95 04/12/21	Consumer Discretior	7.295.890	1.453.182




Land	Selskab/aktie	Branche	Markedsværdi i kr.	
				
				
	GARTNER GROUP IT 5.125 04/01/25	Information Technok	5.865.766	1.168.333
	GATES GLOBAL LLC GATGLO 6.25 01/15/26	Utilities	2.558.037	509.505
	GENESIS ENERGY GEL 6.5 10/01/25	Energy	4.395.127	875.413
	GENESYS/GREENEDE GENLAB 10 11/30/24	Consumer Discretior	4.543.419	904.950
	GENWORTH FINL GNW 7.625 09/24/21	Financials	4.480.786	892.475
	GERDAU TRADE INC GGBRBZ 4.75 04/15/23	Consumer Discretior	5.943.937	1.182.175
	GERDAU TRADE INC GGBRBZ 4.875 10/24/27	Consumer Discretior	6.019.422	1.197.189
	GO DADDY OP/FIN GDDY 5.25 12/01/27	Health Care	2.935.991	584.785
	GOGO INTERMEDIAT GOGO 9.875 05/01/24	Health Care	4.484.484	893.211
	GOLD FIELDS OROG GFISJ 5.125 05/15/24	Health Care	7.163.812	1.424.793
	GOLD FIELDS OROG GFISJ 6.125 05/15/29	Health Care	6.222.077	1.237.494
	GOLDEN NUGGET NUGGET 6.75 10/15/24	Health Care	11.650.111	2.320.448
	GOLDEN NUGGET NUGGET 8.75 10/01/25	Health Care	1.214.085	241.819
	GOODYEAR TIRE GT 4.875 03/15/27	Consumer Discretior	5.842.284	1.163.656
	GOODYEAR TIRE GT 5.125 11/15/23	Consumer Discretior	5.688.349	1.132.995
	GRAN TIERRA GTE 7.75 05/23/27	Real Estate	8.300.936	1.650.953
	GRAY TELE INC GTN 5.125 10/15/24	Telecommunication	5.827.023	1.160.616
	GRAY TELE INC GTN 7 05/15/27	Real Estate	6.232.458	1.241.370
	GREIF INC GEF 6.5 03/01/27	Materials	3.071.924	611.860
	GRIFFON CORP GFF 5.25 03/01/22	Industrials	5.683.361	1.132.002
	GRINDING MEDIA/M MCGRND 7.375 12/15/23	Health Care	4.270.226	850.536
	GRUBHUB HOLDINGS GRUB 5.5 07/01/27	Financials	2.152.238	428.679
	GTT COMMUNICATIO GTT 7.875 12/31/24	Information Technok	2.091.695	416.620
	GUITAR CENTER ES GTRC 9.5 10/15/21	Consumer Discretior	2.797.565	557.214
	H&E EQUIPMENT HEES 5.625 09/01/25	Industrials	4.456.175	887.573
	HANESBRANDS INC HBI 4.875 05/15/26	Consumer Discretior	7.992.879	1.592.007
	HARLAND CLARKE HARCLA 8.375 08/15/22	Financials	3.529.403	702.980
	HARLAND CLARKE HARCLA 9.25 03/01/21	Industrials	4.241.493	844.813
	HARSCO CORP HSC 5.75 07/31/27	Industrials	3.045.385	606.574
	HCA HOLDINGS INC HCA 6.25 02/15/21	Health Care	5.930.208	1.181.168
	HCA INC HCA 5.375 02/01/25	Health Care	15.694.941	3.126.090
	HCA INC HCA 5.625 09/01/28	Health Care	8.034.989	1.600.394
	HCA INC HCA 5.875 02/01/29	Health Care	6.546.231	1.303.866
	HCA INC HCA 5.875 02/15/26	Health Care	11.293.139	2.249.347
	HCA INC HCA 5.875 05/01/23	Health Care	3.093.719	616.201
	HCA INC HCA 7.5 02/15/22	Health Care	9.454.673	1.883.165
	HD SUPPLY INC HDSUPP 5.375 10/15/26	Information Technok	4.485.384	893.391
	HEALTHSOUTH CORP EHC 5.75 11/01/24	Health Care	4.529.742	902.226
	HERC HOLDINGS HRI 5.5 07/15/27	Health Care	6.022.264	1.199.504
	HERTZ CORP HTZ 5.5 10/15/24	Industrials	4.333.185	863.076
	HERTZ CORP HTZ 6 01/15/28	Consumer Staples	3.929.427	782.656
	HERTZ CORP HTZ 6.25 10/15/22	Industrials	2.852.405	568.137
	HERTZ CORP HTZ 7.125 08/01/26	Industrials	3.091.284	615.716
	HESS MIDSTREAM HESM 5.625 02/15/26	Energy	4.430.148	882.389
	HESS MIDSTREAM P HESM 5.125 06/15/28	Energy	2.399.907	478.009
	HILCORP ENERGY I HILCRP 5 12/01/24	Financials	2.705.953	538.967
	HILCORP ENERGY I HILCRP 5.75 10/01/25	Financials	3.298.193	656.928
	HILCORP ENERGY I HILCRP 6.25 11/01/28	Real Estate	3.208.760	639.115
	HILTON DOMESTIC HILDOC 4.25 09/01/24	Real Estate	4.307.128	857.886
	HILTON DOMESTIC HILDOC 4.875 01/15/30	Real Estate	7.548.415	1.503.480
	HILTON DOMESTIC HILDOC 5.125 05/01/26	Real Estate	8.855.814	1.763.885
	HILTON WORLDWIDE HLT 4.625 04/01/25	Real Estate	2.890.584	575.741
	HKT CAPITAL NO 4 PCCW 3 07/14/26	Information Technok	5.564.647	1.106.739
	HOLOGIC INC HOLX 4.375 10/15/25	Health Care	5.804.159	1.156.062
	Homer City Generation, Series A	Consumer Discretior	3.457.332	688.625
	HORIZON PHARMA HZNP 5.5 08/01/27	Real Estate	3.071.906	611.857
	HOWARD HUGHES CO HHC 5.375 03/15/25	Real Estate	5.909.042	1.176.952
	HUARONG FIN 2019 HRINTH 3.75 05/29/24	Real Estate	5.697.434	1.133.149
	HUARONG FIN 2019 HRINTH 4.5 05/29/29	Real Estate	5.890.768	1.171.601
	HUARONG FIN II HRINTH 3.625 11/22/21	Real Estate	5.650.081	1.123.731
	HUARONG FIN II HRINTH 4.625 06/03/26	Real Estate	5.919.300	1.177.276
	HUARONG FINANCE HRINTH 4 PERP	Real Estate	5.635.145	1.120.761
	HUB INTL LTD HBGCN 7 05/01/26	Real Estate	7.449.699	1.483.817
	HUGHES SATELLITE SATS 6.625 08/01/26	Industrials	6.326.031	1.260.007
	HUGHES SATELLITE SATS 7.625 06/15/21	Telecommunication	7.466.373	1.487.139
	ICAHN ENTER/FIN IEP 4.75 09/15/24	Real Estate	2.611.697	520.193
	ICAHN ENTER/FIN IEP 5.25 05/15/27	Real Estate	3.504.606	698.041
	ICAHN ENTER/FIN IEP 6.25 02/01/22	Industrials	10.165.211	2.024.688
	ICAHN ENTER/FIN IEP 6.25 05/15/26	Real Estate	5.979.160	1.190.918
	ICAHN ENTER/FIN IEP 6.375 12/15/25	Industrials	4.402.446	876.871
	IHEARTCOMMUNICAT IHRT 4.75 01/15/28	Health Care	2.175.325	433.277
	IHEARTCOMMUNICAT IHRT 5.25 08/15/27	Health Care	2.966.877	590.937
	IHEARTCOMMUNICAT IHRT 6.375 05/01/26	Health Care	4.711.913	938.510
	IHEARTCOMMUNICAT IHRT 8.375 05/01/27	Health Care	7.785.049	1.550.612
	INFOR US INC LWSN 6.5 05/15/22	Information Technok	7.118.827	1.417.915
	INGLES MKTS INC IMKTA 5.75 06/15/23	Consumer Staples	3.320.461	661.363
	INGRAM MICRO INC IM 4.95 12/15/24	Industrials	3.224.026	642.156
	Innovative Fixture Solutions Class A PVE	Utilities	643.441	128.160
	Innovative Fixture Solutions Class B PVE	Utilities	1.009.675	201.105
	INTREPID AVIATIO VAHLLC 8.5 08/15/21	Industrials	2.958.116	589.192
	IQVIA INC IQV 2.25 01/15/28	Health Care	4.549.348	906.708
	IQVIA INC IQV 2.875 09/15/25	Health Care	3.880.650	773.433




Land	Selskab/aktie	Branche	Markedsværdi i kr.	
				
				
	IQVIA INC IQV 3.25 03/15/25	Health Care	8.352.541	1.664.704
	IQVIA INC IQV 3.5 10/15/24	Health Care	3.844.715	766.271
	IQVIA INC IQV 5 05/15/27	Health Care	5.922.037	1.179.541
	IQVIA INC IQV 5 10/15/26	Health Care	7.412.400	1.476.388
	IRON MOUNTAIN IRM 3 01/15/25	Real Estate	1.952.126	389.069
	IRON MOUNTAIN IRM 4.375 06/01/21	Real Estate	7.045.748	1.403.359
	IRON MOUNTAIN IRM 4.875 09/15/27	Real Estate	5.815.104	1.158.242
	IRON MOUNTAIN IRM 4.875 09/15/29	Financials	4.879.205	971.831
	IRON MOUNTAIN IRM 5.25 03/15/28	Real Estate	4.113.450	819.309
	ISTAR INC STAR 4.25 08/01/25	Industrials	2.192.097	436.618
	ISTAR INC STAR 4.75 10/01/24	Industrials	3.228.855	643.117
	IAA SPINCO INC IAASPI 5.5 06/15/27	Industrials	2.973.092	592.175
	J2 CLOUD LLC/INC JCOM 6 07/15/25	Consumer Discretior	3.012.950	600.114
	JAGGED PEAK ENER JAG 5.875 05/01/26	Consumer Discretior	2.319.436	461.981
	JBS USA LUX/FIN JBSSBZ 6.75 02/15/28	Real Estate	11.635.318	2.314.943
	JBS USA/FOOD/FIN JBSSBZ 5.5 01/15/30	Real Estate	6.093.597	1.213.712
	JBS USA/FOOD/FIN JBSSBZ 6.5 04/15/29	Real Estate	9.379.508	1.868.193
	JC PENNEY CORP JCP 5.875 07/01/23	Real Estate	3.712.499	739.449
	JGSH PHILIPPINES JGSPM 4.375 01/23/23	Industrials	8.229.120	1.636.670
	JOSEPH T RYERSON RYI 11 05/15/22	Consumer Discretior	2.967.656	591.092
	KAISER ALUMINUM KALU 4.625 03/01/28	Materials	3.262.185	649.756
	KAR AUCTION KAR 5.125 06/01/25	Industrials	4.352.062	866.836
	KENNEDY-WILSON KW 5.875 04/01/24	Consumer Staples	7.238.844	1.441.820
	KFC HLD/PIZZA HU YUM 4.75 06/01/27	Information Technok	4.121.447	820.902
	KFC HLD/PIZZA HU YUM 5 06/01/24	Consumer Discretior	7.237.867	1.441.625
	KFC HLD/PIZZA HU YUM 5.25 06/01/26	Consumer Discretior	4.427.075	881.777
	KOSMOS ENERGY KOS 7.125 04/04/26	Energy	11.564.398	2.300.016
	KRATON POLYMERS KRA 5.25 05/15/26	Consumer Staples	1.954.525	389.547
	KRONOS ACQUISITI KIKCN 9 08/15/23	Consumer Staples	4.124.386	821.488
	KRONOS INTL INC KRO 3.75 09/15/25	Consumer Staples	2.573.988	513.009
	L BRANDS INC LB 5.25 02/01/28	Consumer Discretior	4.049.113	806.495
	L BRANDS INC LB 5.625 10/15/23	Consumer Discretior	3.032.611	604.030
	L BRANDS INC LB 6.75 07/01/36	Consumer Discretior	3.031.744	603.857
	L BRANDS INC LB 6.875 11/01/35	Consumer Discretior	3.775.284	751.954
	LABL ESCROW ISS WSPKHD 10.5 07/15/27	Consumer Discretior	2.996.223	596.782
	LABL ESCROW ISS WSPKHD 6.75 07/15/26	Consumer Discretior	3.663.013	729.592
	LADDER CAP FINAN LADR 5.25 03/15/22	Financials	2.939.358	585.456
	LAMAR MEDIA CORP LAMR 5.75 02/01/26	Telecommunication	7.527.732	1.499.360
	LAMB WESTON HLD LW 4.625 11/01/24	Consumer Staples	8.930.463	1.778.753
	LAUREATE EDUCATI LAUR 8.25 05/01/25	Consumer Discretior	6.071.813	1.209.373
	LEADER GOAL INTL CHPWCN 4.25 PERP	Information Technok	2.887.507	574.289
	LENNAR CORP LEN 4.125 01/15/22	Consumer Discretior	5.807.308	1.156.689
	LENNAR CORP LEN 4.5 04/30/24	Consumer Discretior	6.500.756	1.294.809
	LENNAR CORP LEN 4.75 11/15/22	Consumer Discretior	4.409.255	878.227
	LENNAR CORP LEN 4.75 11/29/27	Consumer Discretior	6.025.491	1.200.146
	LEVEL 3 FIN INC LVLT 4.625 09/15/27	Consumer Discretior	3.172.555	631.904
	LEVEL 3 FIN INC LVLT 5.375 01/15/24	Consumer Discretior	7.235.321	1.441.118
	LEVEL 3 FIN INC LVLT 5.375 05/01/25	Consumer Discretior	5.855.937	1.166.375
	LEVI STRAUSS LEVI 3.375 03/15/27	Consumer Discretior	3.366.502	670.961
	LIBERTY MEDIA LINTA 8.25 02/01/30	Consumer Discretior	2.853.100	568.275
	LIBERTY MUTUAL LIBMUT 3.625 05/23/59	Consumer Discretior	3.662.703	729.995
	LIMITED BRANDS LB 5.625 02/15/22	Consumer Discretior	8.959.770	1.784.591
	LIONS GATE CAP H LGF 5.875 11/01/24	Real Estate	1.130.602	225.191
	LIONS GATE CAP H LGF 6.375 02/01/24	Real Estate	1.780.022	354.542
	LIVE NATION ENT LYV 4.75 10/15/27	Information Technok	4.383.660	873.129
	LIVE NATION ENT LYV 4.875 11/01/24	Telecommunication	4.355.422	867.505
	LPL HOLDINGS INC LPLA 5.75 09/15/25	Consumer Discretior	5.925.622	1.180.255
	MARRIOTT OWN/ILG VAC 6.5 09/15/26	Consumer Discretior	4.632.304	922.654
	MATADOR RESOURC MTDR 5.875 09/15/26	Energy	5.688.710	1.133.067
	MATTEL INC MAT 5.875 12/15/27	Information Technok	2.771.964	552.115
	MATTEL INC MAT 6.75 12/31/25	Consumer Discretior	7.462.287	1.486.325
	MCDERMOT AMR/US MDR 10.625 05/01/24	Consumer Staples	-2.153	-429
	MDC HOLDINGS INC MDC 6 01/15/43	Consumer Discretior	2.672.167	532.237
	MEDNAX INC MD 6.25 01/15/27	Health Care	6.446.602	1.284.023
	MEREDITH CORP MDP 6.875 02/01/26	Health Care	7.418.205	1.477.545
	MGM GROWTH/MGM F MGMGPO 5.625 05/01/24	Health Care	3.061.229	609.730
	MGM GROWTH/MGM F MGMGPO 5.75 02/01/27	Health Care	7.927.282	1.578.942
	MGM RESORTS MGM 4.625 09/01/26	Consumer Discretior	4.475.205	891.363
	MGM RESORTS MGM 5.75 06/15/25	Consumer Discretior	11.534.023	2.297.326
	MGM RESORTS MGM 6 03/15/23	Consumer Discretior	6.196.228	1.234.153
	MGM RESORTS MGM 7.75 03/15/22	Consumer Discretior	6.327.522	1.260.304
	MICHAELS STORES MIK 8 07/15/27	Consumer Discretior	2.777.686	553.255
	MOHEGAN GAMING MOHEGN 7.875 10/15/24	Consumer Discretior	2.595.263	516.920
	MOLINA HEALTHCAR MOH 5.375 11/15/22	Health Care	4.466.146	889.559
	MOSS CREEK RES MSSCRK 7.5 01/15/26	Financials	4.437.770	883.907
	MPH ACQUISITION MLTPLN 7.125 06/01/24	Financials	6.782.057	1.350.838
	MPT OP PTNR/FINL MPW 2.55 12/05/23	Financials	3.000.160	597.947
	MPT OP PTNR/FINL MPW 3.325 03/24/25	Financials	3.874.607	772.229
	MPT OP PTNR/FINL MPW 3.692 06/05/28	Financials	4.543.370	905.517
	MPT OP PTNR/FINL MPW 4 08/19/22	Financials	4.111.057	819.355
	MPT OP PTNR/FINL MPW 4.625 08/01/29	Financials	4.395.321	875.452
	MPT OP PTNR/FINL MPW 5 10/15/27	Financials	5.965.581	1.188.214

Land	Selskab/aktie	Branche	Markedsværdi i kr.	
				
				
	MPT OP PTNR/FINL MPW 5.25 08/01/26	Financials	4.491.171	894.543
	MSCI INC MSCI 4 11/15/29	Financials	4.378.688	872.139
	MSCI INC MSCI 4.75 08/01/26	Financials	5.954.813	1.186.069
	MSCI INC MSCI 5.375 05/15/27	Financials	3.020.516	601.621
	MSCI INC MSCI 5.75 08/15/25	Financials	7.439.969	1.481.880
	MURPHY OIL CORP MUR 3.7 12/01/22	Energy	5.755.156	1.146.302
	MURPHY OIL CORP MUR 5.75 08/15/25	Energy	5.949.973	1.185.105
	MURPHY OIL CORP MUR 5.875 12/01/27	Information Technok	3.691.887	735.343
	MURPHY OIL USA MUSA 4.75 09/15/29	Information Technok	2.680.783	533.954
	NABORS INDS INC NBR 4.625 09/15/21	Information Technok	7.014.762	1.397.188
	NABORS INDS INC NBR 5.75 02/01/25	Information Technok	4.621.502	920.502
	NAN FUNG TREAS NANFUN 5 09/05/28	Industrials	9.589.606	1.907.254
	NATIONSTAR MTG NSM 8.125 07/15/23	Utilities	6.105.383	1.216.059
	NATIONSTAR MTG NSM 9.125 07/15/26	Utilities	4.795.831	955.225
	NAVIENT CORP NAVI 5.875 03/25/21	Financials	2.919.123	581.426
	NAVIENT CORP NAVI 5.875 10/25/24	Financials	1.807.738	360.062
	NAVIENT CORP NAVI 6.625 07/26/21	Financials	4.523.262	900.935
	NAVIENT CORP NAVI 6.75 06/25/25	Financials	4.618.505	919.905
	NAVISTAR INTL NAV 6.625 11/01/25	Industrials	5.750.943	1.145.462
	NBM US HOLDINGS MRFGZ 7 05/14/26	Information Technok	6.075.528	1.208.347
	NCR CORP NCR 5 07/15/22	Information Technok	10.062.797	2.004.290
	NCR CORP NCR 5.75 09/01/27	Information Technok	2.413.701	480.757
	NCR CORP NCR 6.125 09/01/29	Information Technok	2.464.411	490.857
	NCR CORP NCR 6.375 12/15/23	Information Technok	2.859.000	569.451
	NETFLIX INC NFLX 3.625 05/15/27	Telecommunication	8.058.226	1.606.045
	NETFLIX INC NFLX 3.625 06/15/30	Consumer Discretior	5.654.999	1.127.070
	NETFLIX INC NFLX 3.875 11/15/29	Telecommunication	7.615.192	1.517.747
	NETFLIX INC NFLX 4.375 11/15/26	Telecommunication	8.600.637	1.713.059
	NETFLIX INC NFLX 4.625 05/15/29	Consumer Discretior	10.134.773	2.019.912
	NETFLIX INC NFLX 4.875 04/15/28	Telecommunication	10.219.359	2.035.473
	NETFLIX INC NFLX 4.875 06/15/30	Consumer Discretior	4.451.648	886.671
	NETFLIX INC NFLX 5.375 11/15/29	Telecommunication	4.453.496	887.039
	NETFLIX INC NFLX 5.5 02/15/22	Telecommunication	4.223.604	841.250
	NETFLIX INC NFLX 5.875 11/15/28	Telecommunication	10.864.284	2.163.928
	NEWELL RUBBERMAI NWL 3.85 04/01/23	Information Technok	5.828.996	1.161.009
	NEWELL RUBBERMAI NWL 4.2 04/01/26	Consumer Discretior	8.766.840	1.746.163
	NEWELL RUBBERMAI NWL 5.5 04/01/46	Information Technok	3.042.150	605.930
	NEWMARK GROUP NMRK 6.125 11/15/23	Real Estate	2.767.810	551.287
	NEXSTAR ESCROW NXST 5.625 07/15/27	Materials	10.342.687	2.060.038
	NEXTERA ENERGY O NEP 3.875 10/15/26	Utilities	1.698.353	338.275
	NEXTERA ENERGY O NEP 4.25 07/15/24	Utilities	4.429.908	882.341
	NEXTERA ENERGY O NEP 4.25 09/15/24	Utilities	4.395.046	875.397
	NEXTERA ENERGY O NEP 4.5 09/15/27	Utilities	2.929.761	583.544
	NFP CORP NFP 6.875 07/15/25	Utilities	4.304.943	857.451
	NGL ENRGY PART/F NGL 7.5 11/01/23	Utilities	4.232.800	843.081
	NIELSEN FINANCE NLSN 5 04/15/22	Utilities	11.290.221	2.248.766
	NOVELIS CORP HNDLIN 5.875 09/30/26	Health Care	10.429.059	2.077.241
	NUANCE COMMUNIC NUAN 5.625 12/15/26	Information Technok	2.971.948	591.947
	NUSTAR LOGISTICS NSUS 5.625 04/28/27	Telecommunication	2.886.231	574.874
	NUSTAR LOGISTICS NSUS 6 06/01/26	Telecommunication	2.960.911	589.749
	NVA HOLDINGS NATVET 6.875 04/01/26	Telecommunication	2.458.927	489.765
	NWD FINANCE(BVI) NWDEVL 5.75 PERP	Information Technok	5.620.249	1.117.798
	NWD MTN LTD NWDEVL 4.375 11/30/22	Information Technok	5.773.206	1.148.219
	OASIS PETROLEUM OAS 6.875 03/15/22	Energy	7.169.217	1.427.952
	OLIN CORP OLN 5 02/01/30	Materials	5.758.232	1.146.914
	OLIN CORP OLN 5.625 08/01/29	Materials	3.016.429	600.807
	OLYMPUS MERGER S WSTC 8.5 10/15/25	Health Care	4.111.933	819.007
	ORTHO-CLINICAL ORTCLI 6.625 05/15/22	Utilities	6.972.568	1.388.783
	OUTFRONT MEDIA C OUT 4.625 03/15/30	Consumer Staples	2.276.572	453.444
	OUTFRONT MEDIA C OUT 5 08/15/27	Consumer Staples	4.491.946	894.698
	OWENS-BROCKWAY OI 5.875 08/15/23	Materials	6.072.219	1.209.453
	PANTHER BF AGG 2 POWSOL 4.375 05/15/26	Consumer Discretior	4.447.059	886.322
	PANTHER BF AGG 2 POWSOL 8.5 05/15/27	Consumer Discretior	11.636.003	2.317.638
	PAR PHARMA INC ENDP 7.5 04/01/27	Consumer Discretior	7.079.057	1.409.994
	PARTY CITY HLDG PRTY 6.625 08/01/26	Financials	1.646.233	327.894
	PBF HOLDING CO PBFENE 7.25 06/15/25	Information Technok	2.977.637	593.080
	PCCW-HKT CAP N05 PCCW 3.75 03/08/23	Telecommunication	5.767.308	1.147.046
	PDC ENERGY INC PDCE 5.75 05/15/26	Energy	2.792.348	556.175
	PDC ENERGY INC PDCE 6.25 12/01/25	Energy	2.817.256	561.136
	PENSKE AUTO GRP PAG 5.5 05/15/26	Consumer Discretior	4.416.313	879.633
	PERFORMANCE FOOD PFGC 5.5 10/15/27	Industrials	5.115.404	1.018.877
	PETROLEOS DE VEN PDVSA 12.75 02/17/22	Consumer Discretior	1.748.626	347.780
	PETROLEOS DE VEN PDVSA 5.375 04/12/27	Energy	2.197.717	437.099
	PETROLEOS DE VEN PDVSA 5.5 04/12/37	Energy	989.810	196.861
	PETROLEOS DE VEN PDVSA 6 05/16/24	Energy	2.233.414	444.198
	PETROLEOS DE VEN PDVSA 6 11/15/26	Energy	2.076.493	412.989
	PETROLEOS DE VEN PDVSA 9 11/17/21	Energy	1.092.891	217.363
	PETROLEOS DE VEN PDVSA 9.75 05/17/35	Consumer Discretior	2.076.493	412.989
	PETSMART INC PETM 5.875 06/01/25	Consumer Discretior	5.705.193	1.136.350
	PETSMART INC PETM 8.875 06/01/25	Consumer Discretior	2.778.396	553.396
	PHOTO HOLDINGS M SFLY 8.5 10/01/26	Information Technok	3.165.196	630.438
	PILGRIM'S PRIDE PPC 5.75 03/15/25	Consumer Staples	5.850.395	1.165.271

Land	Selskab/aktie	Branche	Markedsværdi i kr.	
				
				
	PILGRIM'S PRIDE PPC 5.875 09/30/27	Consumer Staples	4.568.243	909.894
	PITNEY BOWES INC PBI 3.375 10/01/21	Consumer Discretior	5.709.091	1.137.126
	PITNEY BOWES INC PBI 4.625 03/15/24	Consumer Discretior	1.054.373	210.008
	PLANTRONICS INC PLT 5.5 05/31/23	Information Technok	4.117.321	820.081
	PLASTIPAK HOLDIN PLASPK 6.25 10/15/25	Energy	2.435.301	485.059
	PLATFORM SPECIAL ESI 5.875 12/01/25	Materials	5.841.484	1.163.496
	PLY GEM MIDCO LL CNR 8 04/15/26	Telecommunication	3.540.271	705.145
	POLARIS INT MLTHCO 8.5 12/01/22	Consumer Staples	5.209.142	1.037.547
	POST HOLDINGS IN POST 5 08/15/26	Consumer Staples	8.978.955	1.788.412
	POST HOLDINGS IN POST 5.5 03/01/25	Consumer Staples	8.894.626	1.771.616
	POST HOLDINGS IN POST 5.5 12/15/29	Consumer Staples	2.972.620	592.081
	POST HOLDINGS IN POST 5.625 01/15/28	Consumer Staples	3.071.367	611.749
	POST HOLDINGS IN POST 5.75 03/01/27	Consumer Staples	10.653.597	2.121.964
	PRESTIGE BRANDS PBH 6.375 03/01/24	Consumer Staples	4.424.300	881.224
	PRIME SEC/FIN PRSESE 5.25 04/15/24	Consumer Discretior	10.206.782	2.032.968
	PRIME SEC/FIN PRSESE 5.75 04/15/26	Consumer Discretior	3.675.741	732.127
	PROVEN HONOUR HUAWEI 4.125 05/06/26	Consumer Discretior	4.629.326	920.716
	PULTEGROUP INC PHM 5 01/15/27	Consumer Discretior	3.396.505	676.510
	PULTEGROUP INC PHM 5.5 03/01/26	Consumer Discretior	4.106.118	817.849
	QORVO INC QRVO 4.375 10/15/29	Health Care	1.971.423	392.664
	QORVO INC QRVO 5.5 07/15/26	Information Technok	6.060.867	1.207.192
	QUICKEN LOANS IN QUICKN 5.25 01/15/28	Health Care	4.187.931	834.144
	QUICKEN LOANS IN QUICKN 5.75 05/01/25	Financials	7.263.207	1.446.672
	RACKSPACE HOSTIN RAX 8.625 11/15/24	Health Care	5.218.484	1.039.408
	RADIANT ACCESS CKPH 4.6 PERP	Health Care	5.567.435	1.107.294
	RAIN CII CARBON RCOLIN 7.25 04/01/25	Financials	2.747.371	547.216
	RANGE RESOURCES RRC 4.875 05/15/25	Energy	3.616.153	720.259
	RANGE RESOURCES RRC 5 03/15/23	Energy	3.904.115	777.614
	RANGE RESOURCES RRC 5 08/15/22	Energy	2.778.906	553.497
	RDA Holding Co	Industrials	22.346.082	4.450.852
	REFINITIV US HLD FINRSK 4.5 05/15/26	Information Technok	6.319.243	1.259.457
	REFINITIV US HLD FINRSK 6.25 05/15/26	Information Technok	6.115.748	1.218.124
	REFINITIV US HLD FINRSK 6.875 11/15/26	Information Technok	2.500.325	498.328
	REFINITIV US HLD FINRSK 8.25 11/15/26	Information Technok	9.477.651	1.887.741
	REGIONALCARE HSP RGCARE 8.25 05/01/23	Health Care	5.971.998	1.189.492
	REGIONALCARE/LIF RGCARE 9.75 12/01/26	Health Care	7.924.879	1.578.463
	REYNOLDS GROUP REYNOL 5.125 07/15/23	Industrials	11.653.317	2.321.087
	RITE AID CORP RAD 6.125 04/01/23	Consumer Staples	7.591.650	1.512.091
	RONGSHI INTL FIN SDIC 2.875 05/04/22	Industrials	2.810.258	558.926
	RONGSHI INTL FIN SDIC 3.25 05/21/24	Industrials	5.726.423	1.138.915
	RONGSHI INTL FIN SDIC 3.75 05/21/29	Industrials	2.950.747	586.867
	RYMAN HOSPITALIT RHP 4.75 10/15/27	Utilities	2.126.771	423.606
	SABRE GLBL INC SABHLD 5.375 04/15/23	Consumer Discretior	5.757.843	1.146.837
	SALLY HLD/SAL CA SBH 5.625 12/01/25	Information Technok	4.382.937	872.985
	SASOL FIN USA SASOL 5.875 03/27/24	Consumer Staples	12.256.189	2.437.604
	SASOL FIN USA SASOL 6.5 09/27/28	Consumer Staples	11.315.479	2.250.509
	SBA COMMUNICATIO SBAC 4 10/01/22	Real Estate	7.159.606	1.426.037
	SBA COMMUNICATIO SBAC 4.875 09/01/24	Real Estate	5.862.297	1.167.642
	SCIENTIFIC GAMES SGMS 3.375 02/15/26	Financials	2.615.155	521.214
	SCIENTIFIC GAMES SGMS 5 10/15/25	Financials	6.478.628	1.290.401
	SCIENTIFIC GAMES SGMS 5.5 02/15/26	Financials	1.664.792	331.802
	SCIENTIFIC GAMES SGMS 7 05/15/28	Financials	3.202.932	637.954
	SCIENTIFIC GAMES SGMS 7.25 11/15/29	Financials	2.373.091	472.668
	SCIENTIFIC GAMES SGMS 8.25 03/15/26	Financials	6.257.279	1.246.314
	SCRIPPS ESCROW SSP 5.875 07/15/27	Financials	2.986.428	594.831
	SEALED AIR CORP SEE 4.5 09/15/23	Materials	2.871.212	572.247
	SELECT MEDICAL SEM 6.25 08/15/26	Consumer Discretior	5.915.584	1.178.255
	SENIOR HOUSING DHC 4.75 02/15/28	Real Estate	2.879.200	573.474
	SERVICE CORP SCI 4.625 12/15/27	Consumer Discretior	3.492.588	695.647
	SERVICE CORP SCI 5.125 06/01/29	Consumer Discretior	4.444.159	885.179
	SERVICEMASTER SERV 5.125 11/15/24	Industrials	4.346.527	865.733
	SESI LLC SPN 7.125 12/15/21	Consumer Discretior	2.863.243	570.296
	SESI LLC SPN 7.75 09/15/24	Consumer Discretior	767.656	152.900
	SIC (MED) Class B Shares PVE	Materials	1	0
	SIC (MED) Classe A PVE	Materials	1	0
	SILGAN HOLDINGS SLGN 3.25 03/15/25	Materials	4.511.379	899.141
	SIMMONS FOODS SIMFOO 5.75 11/01/24	Information Technok	3.951.415	787.036
	SINCLAIR TELE SBGI 5.5 03/01/30	Information Technok	2.287.750	455.670
	SINOCHEM OVERSEA SINOCH 6.3 11/12/40	Industrials	3.772.429	750.289
	SINOPEC GROUP SINOPE 2.95 11/12/29	Financials	3.359.466	668.156
	SINOPEC GROUP SINOPE 3.68 08/08/49	Financials	4.625.813	920.017
	SINOPEC GRP OVER SINOPE 3.25 04/28/25	Financials	5.756.072	1.144.811
	SINOPEC GRP OVER SINOPE 3.9 05/17/22	Financials	17.342.959	3.449.300
	SINOPEC GRP OVER SINOPE 4.375 04/10/24	Financials	12.082.001	2.402.961
	SINOPEC GRP OVER SINOPE 4.875 05/17/42	Financials	5.390.448	1.072.093
	SINOPEC GRP OVER SINOPE 5.375 10/17/43	Financials	6.531.051	1.298.945
	SINOPEC OVERSEAS SINOPE 2 09/29/21	Financials	8.326.959	1.656.129
	SINOPEC OVERSEAS SINOPE 4.375 10/17/23	Financials	8.990.995	1.788.198
	SIRIUS XM RADIO SIRI 3.875 08/01/22	Health Care	4.323.212	861.090
	SIRIUS XM RADIO SIRI 4.625 07/15/24	Health Care	8.898.938	1.772.474
	SIRIUS XM RADIO SIRI 5 08/01/27	Health Care	8.977.943	1.788.210
	SIRIUS XM RADIO SIRI 5.375 04/15/25	Consumer Discretior	4.358.748	868.168

Land	Selskab/aktie	Branche	Markedsværdi i kr.	
				
				
	SIRIUS XM RADIO SIRI 5.375 07/15/26	Health Care	3.018.139	601.147
	SIRIUS XM RADIO SIRI 5.5 07/01/29	Health Care	7.126.678	1.419.479
	SIX FLAGS ENT SIX 4.875 07/31/24	Consumer Discretior	8.812.974	1.755.352
	SIX FLAGS ENT SIX 5.5 04/15/27	Consumer Discretior	1.197.281	238.472
	SLM CORP NAVI 5.5 01/25/23	Financials	10.587.632	2.108.825
	SLM CORP NAVI 5.625 08/01/33	Financials	2.465.460	491.066
	SLM CORP NAVI 6.125 03/25/24	Financials	4.594.792	915.182
	SLM CORP NAVI 7.25 01/25/22	Financials	7.775.637	1.548.737
	SM ENERGY CO SM 5 01/15/24	Energy	4.091.178	814.873
	SM ENERGY CO SM 5.625 06/01/25	Energy	3.725.043	741.947
	SM ENERGY CO SM 6.625 01/15/27	Energy	1.127.280	224.530
	SM ENERGY CO SM 6.75 09/15/26	Energy	2.791.306	555.967
	SOLERA LLC / FIN SLH 10.5 03/01/24	Telecommunication	9.752.605	1.942.506
	SOUTHWESTERN ENE SWN 4.95 01/23/25	Energy	4.750.809	946.257
	SOUTHWESTERN ENE SWN 7.5 04/01/26	Energy	2.103.556	418.982
	SPECTRUM BRANDS SPB 4 10/01/26	Telecommunication	3.331.912	664.067
	SPECTRUM BRANDS SPB 5.75 07/15/25	Telecommunication	4.759.648	948.018
	SPRINGLEAF FIN AMGFIN 5.375 11/15/29	Industrials	3.859.245	768.677
	SPRINGLEAF FIN AMGFIN 5.625 03/15/23	Financials	9.122.809	1.817.065
	SPRINGLEAF FIN AMGFIN 6.125 05/15/22	Financials	4.527.641	901.807
	SPRINGLEAF FIN AMGFIN 6.625 01/15/28	Financials	4.871.025	970.202
	SPRINGLEAF FIN AMGFIN 6.875 03/15/25	Financials	9.700.829	1.932.194
	SPRINGLEAF FIN AMGFIN 7.125 03/15/26	Financials	6.563.464	1.307.299
	SPRINGLEAF FIN AMGFIN 7.75 10/01/21	Financials	3.068.316	611.142
	SPRINGLEAF FIN AMGFIN 8.25 12/15/20	Financials	5.872.241	1.169.622
	SPRINT CAP CORP S 6.875 11/15/28	Telecommunication	12.126.513	2.415.337
	SPRINT CAP CORP S 8.75 03/15/32	Telecommunication	8.298.203	1.652.821
	SPRINT CORP S 7.125 06/15/24	Telecommunication	10.476.946	2.086.779
	SPRINT CORP S 7.25 09/15/21	Telecommunication	11.999.233	2.389.985
	SPRINT CORP S 7.625 02/15/25	Telecommunication	6.267.029	1.248.255
	SPRINT CORP S 7.625 03/01/26	Telecommunication	9.429.462	1.878.143
	SPRINT CORP S 7.875 09/15/23	Telecommunication	15.366.311	3.060.634
	SPRINT NEXTEL S 6 11/15/22	Telecommunication	14.724.895	2.932.878
	SS&C TECH INC SSNC 5.5 09/30/27	Industrials	10.219.664	2.035.534
	SSL ROBOTICS LLC MAXR 9.75 12/31/23	Utilities	4.682.864	932.724
	STANDARD INDS IN BMCAUS 2.25 11/21/26	Financials	3.873.346	771.978
	STANDARD INDS IN BMCAUS 4.75 01/15/28	Financials	4.371.800	870.767
	STANDARD INDS IN BMCAUS 5 02/15/27	Financials	2.955.815	588.734
	STANDARD INDS IN BMCAUS 6 10/15/25	Financials	5.922.192	1.179.571
	STAPLES INC SPLS 10.75 04/15/27	Industrials	4.342.378	864.907
	STAPLES INC SPLS 7.5 04/15/26	Industrials	9.992.738	1.990.336
	STAR ENERGY GEOT STAREN 6.75 04/24/33	Industrials	6.603.461	1.313.347
	STARWOOD PROP TR STWD 5 12/15/21	Financials	5.788.604	1.152.964
	STATE ELITE CCB 2.75 06/13/22	Consumer Discretior	5.602.487	1.114.265
	STATE GRID OSEAS CHGRID 2.875 05/18/26	Consumer Discretior	2.812.992	559.469
	STATE GRID OSEAS CHGRID 3.125 05/22/23	Consumer Discretior	8.553.610	1.701.207
	STATE GRID OSEAS CHGRID 3.5 05/04/27	Consumer Discretior	5.858.985	1.165.280
	STATE GRID OSEAS CHGRID 4.125 05/07/24	Consumer Discretior	19.439.817	3.866.339
	STATE GRID OSEAS CHGRID 4.375 05/22/43	Consumer Discretior	3.235.054	643.412
	STATION CASINOS RRR 5 10/01/25	Financials	2.578.717	513.624
	STERICYCLE INC SRCL 5.375 07/15/24	Industrials	3.005.834	598.697
	STILLWATER MNG SGLSJ 6.125 06/27/22	Industrials	7.971.473	1.585.427
	SUBURBAN PROPANE SPH 5.5 06/01/24	Utilities	4.304.853	857.433
	SUMMIT MID HLD / SUMMPL 5.75 04/15/25	Real Estate	1.711.645	340.922
	SUNCOKE EN PAR L SXCP 7.5 06/15/25	Materials	4.020.190	800.734
	SUPERIOR IND INT SUP 6 06/15/25	Consumer Discretior	1.819.545	362.645
	SYMANTEC CORP NLOK 5 04/15/25	Information Technok	8.304.441	1.654.064
	TALEN ENERGY SUP TLN 10.5 01/15/26	Health Care	4.182.003	832.964
	TALEN ENERGY SUP TLN 7.25 05/15/27	Health Care	4.432.201	882.798
	TALLGRASS NRG TEP 4.75 10/01/23	Health Care	1.405.634	279.972
	TALLGRASS NRG TEP 5.5 01/15/28	Energy	4.200.503	836.649
	TALLGRASS NRG TEP 5.5 09/15/24	Energy	4.261.624	848.822
	TARGA RES PRTNRS NGLS 4.25 11/15/23	Energy	5.642.682	1.123.899
	TARGA RES PRTNRS NGLS 5.375 02/01/27	Consumer Discretior	1.771.170	352.778
	TARGA RES PRTNRS NGLS 5.5 03/01/30	Consumer Discretior	3.961.881	789.120
	TARGA RES PRTNRS NGLS 5.875 04/15/26	Consumer Discretior	7.483.987	1.490.647
	TARGA RES PRTNRS NGLS 6.5 07/15/27	Consumer Discretior	7.818.628	1.557.300
	TARGA RES PRTNRS NGLS 6.875 01/15/29	Consumer Discretior	6.345.052	1.263.796
	TAYLOR MORRISON TMHC 5.875 06/15/27	Utilities	3.066.384	610.757
	TEAM HEALTH HOLD TMH 6.375 02/01/25	Information Technok	2.914.455	580.496
	TEGNA INC TGNA 5 09/15/29	Materials	5.170.029	1.029.757
	TELEFLEX INC TFX 4.625 11/15/27	Health Care	2.966.627	590.887
	TEMPO ACQ LLC/FI TEACLL 6.75 06/01/25	Telecommunication	3.185.343	634.451
	TEMPUR SEALY INT TPX 5.5 06/15/26	Consumer Discretior	4.416.219	879.614
	TEN: PUBCO Inc. - Term A Loan (First Lien) - Refin	Telecommunication	41.749.280	8.315.546
	TEN: PUBCO Inc. - Term B Loan (First Lien) - Refin	Telecommunication	6.388.062	1.272.363
	TEN: PUBCO Inc. - Term Loan (Second Lien) - Refina	Telecommunication	1	0
	TENET HEALTHCARE THC 4.625 07/15/24	Health Care	8.748.986	1.742.607
	TENET HEALTHCARE THC 4.625 09/01/24	Information Technok	2.944.494	586.479
	TENET HEALTHCARE THC 4.875 01/01/26	Information Technok	10.053.907	2.002.519
	TENET HEALTHCARE THC 5.125 05/01/25	Health Care	2.307.705	459.644
	TENET HEALTHCARE THC 5.125 11/01/27	Information Technok	7.455.518	1.484.977

Land	Selskab/aktie	Branche	Markedsværdi i kr.	
				
				
	TENET HEALTHCARE THC 6.25 02/01/27	Health Care	7.679.681	1.529.625
	TENET HEALTHCARE THC 6.75 06/15/23	Health Care	12.271.279	2.444.171
	TENET HEALTHCARE THC 8.125 04/01/22	Health Care	12.522.066	2.494.122
	TENNECO INC TEN 4.875 04/15/22	Information Technok	1.930.643	384.787
	TENNECO INC TEN 5 07/15/24	Information Technok	2.641.450	526.454
	TENNECO INC TEN 5 07/15/26	Consumer Discretior	1.834.210	365.335
	TEREX CORP TEX 5.625 02/01/25	Industrials	2.940.688	585.721
	TERRAFORM POWER TERP 4.25 01/31/23	Utilities	4.358.961	868.210
	TERRAFORM POWER TERP 4.75 01/15/30	Utilities	6.047.139	1.204.458
	TERRIER MEDIA BU TERMED 8.875 12/15/27	Utilities	5.294.088	1.054.467
	T-MOBILE USA INC TMUS 4 04/15/22	Telecommunication	7.186.999	1.431.493
	T-MOBILE USA INC TMUS 4.5 02/01/26	Telecommunication	5.818.694	1.158.957
	T-MOBILE USA INC TMUS 4.75 02/01/28	Telecommunication	8.924.372	1.777.540
	T-MOBILE USA INC TMUS 5.375 04/15/27	Telecommunication	1.797.008	357.925
	T-MOBILE USA INC TMUS 6.5 01/15/26	Telecommunication	12.245.329	2.439.002
	TOPAZ SOLAR FARM BRKHEC 5.75 09/30/39	Information Technok	3.733.588	743.649
	TPC GROUP INC TPCG 10.5 08/01/24	Industrials	5.860.123	1.167.209
	TRANSDIGM INC TDG 5.5 11/15/27	Industrials	11.730.705	2.336.500
	TRANSDIGM INC TDG 6.25 03/15/26	Industrials	21.425.915	4.267.575
	TRANSDIGM INC TDG 6.5 05/15/25	Industrials	4.389.586	874.310
	TRANSDIGM INC TDG 6.5 07/15/24	Industrials	7.403.472	1.474.610
	TRANSDIGM INC TDG 7.5 03/15/27	Industrials	6.203.397	1.235.581
	TREEHOUSE FOODS THS 6 02/15/24	Consumer Staples	4.420.330	880.433
	TRIUMPH GROUP TGI 6.25 09/15/24	Industrials	2.376.197	473.287
	TRONOX INC TROX 6.5 04/15/26	Materials	4.355.898	867.600
	TUPPERWARE BRAND TUP 4.75 06/01/21	Consumer Discretior	2.802.799	558.256
	TUTOR PERINI CRP TPC 6.875 05/01/25	Industrials	2.727.427	543.244
	UBER TECHNOLOGIE UBER 7.5 09/15/27	Consumer Staples	5.532.699	1.101.993
	UBER TECHNOLOGIE UBER 7.5 11/01/23	Industrials	2.941.555	585.894
	UBER TECHNOLOGIE UBER 8 11/01/26	Industrials	7.338.925	1.461.754
	UGI INTL LLC UGI 3.25 11/01/25	Utilities	2.649.938	528.146
	UNDER ARMOUR INC UA 3.25 06/15/26	Consumer Discretior	4.094.757	815.586
	UNITED RENTAL NA URI 3.875 11/15/27	Industrials	3.349.385	667.124
	UNITED RENTAL NA URI 4.625 10/15/25	Industrials	2.893.543	576.331
	UNITED RENTAL NA URI 4.875 01/15/28	Industrials	7.409.972	1.475.905
	UNITED RENTAL NA URI 5.25 01/15/30	Industrials	4.010.938	798.891
	UNITED RENTAL NA URI 5.5 05/15/27	Industrials	7.583.681	1.510.504
	UNITED RENTAL NA URI 5.5 07/15/25	Industrials	4.438.551	884.062
	UNITED RENTAL NA URI 5.875 09/15/26	Industrials	4.545.217	905.308
	UNITED RENTAL NA URI 6.5 12/15/26	Industrials	2.447.765	487.541
	UNITI / CSL UNIT 6 04/15/23	Real Estate	2.166.723	431.564
	UNIVAR SOLUTIONS UNVR 5.125 12/01/27	Health Care	2.218.346	441.846
	UNIVISION COMM UVN 5.125 02/15/25	Consumer Discretior	9.803.602	1.952.664
	UNIVISION COMM UVN 5.125 05/15/23	Consumer Discretior	2.794.959	556.695
	US CELLULAR USM 6.7 12/15/33	Telecommunication	2.458.369	489.653
	US CONCRETE USCR 6.375 06/01/24	Materials	4.385.882	873.572
	US FOODS INC USFOOD 5.875 06/15/24	Consumer Staples	2.873.319	572.303
	US STEEL CORP X 6.25 03/15/26	Materials	2.430.953	484.193
	US STEEL CORP X 6.875 08/15/25	Materials	4.013.129	799.328
	USA PART/USA FIN USAC 6.875 09/01/27	Financials	7.393.547	1.472.633
	USIS MERGER SUB COMINV 6.875 05/01/25	Financials	2.872.757	572.190
	VALEANT PHARMA BHCCN 9.25 04/01/26	Materials	11.404.387	2.271.505
	VERISIGN INC VRSN 4.75 07/15/27	Information Technok	4.491.043	894.518
	VERISIGN INC VRSN 5.25 04/01/25	Information Technok	3.104.346	618.318
	VERITAS US/BM VERITS 10.5 02/01/24	Information Technok	3.506.375	698.393
	VERSCEND ESCROW VCVHHO 9.75 08/15/26	Telecommunication	5.965.646	1.188.227
	VIACOM INC VIAC 5.875 02/28/57	Telecommunication	2.951.627	587.900
	VIACOM INC VIAC 6.25 02/28/57	Consumer Discretior	3.447.651	686.697
	VIASAT INC VSAT 5.625 09/15/25	Information Technok	5.827.480	1.160.707
	VICI PROPERTIES VICI 4.25 12/01/26	Consumer Discretior	5.637.503	1.122.868
	VICI PROPERTIES VICI 4.625 12/01/29	Consumer Discretior	4.814.298	958.903
	VINE OIL & GAS VRI 8.75 04/15/23	Industrials	857.326	170.761
	VIPER ENERGY VNOM 5.375 11/01/27	Industrials	2.284.734	455.069
	VISTRA OPERATION VST 5 07/31/27	Information Technok	5.949.677	1.185.046
	VISTRA OPERATION VST 5.5 09/01/26	Information Technok	5.989.302	1.192.938
	VISTRA OPERATION VST 5.625 02/15/27	Information Technok	5.973.465	1.189.784
	W & T OFFSHORE WTI 9.75 11/01/23	Energy	4.064.699	809.599
	WASHINGTON PG LP WPG 5.95 08/15/24	Industrials	3.955.949	787.939
	WASTE PRO USA IN WASPRO 5.5 02/15/26	Industrials	2.366.071	471.270
	WELLCARE HEALTH WCG 5.25 04/01/25	Health Care	10.275.628	2.046.681
	WELLCARE HEALTH WCG 5.375 08/15/26	Health Care	3.023.878	602.291
	WEST STREET MERG PRXL 6.375 09/01/25	Industrials	4.238.024	844.122
	WESTERN DIGITAL WDC 4.75 02/15/26	Information Technok	11.491.809	2.288.918
	WEWORK COS WEWORK 7.875 05/01/25	Financials	3.506.104	698.340
	WHITING PETRO WLL 6.625 01/15/26	Energy	4.346.985	865.825
	WILLIAM CARTER CRI 5.625 03/15/27	Consumer Discretior	3.034.490	604.404
	WMG ACQUISITION WMG 3.625 10/15/26	Consumer Staples	2.989.156	595.754
	WMG ACQUISITION WMG 4.125 11/01/24	Consumer Staples	1.740.129	346.817
	WOLVERINE ESCROW WAIR 13.125 11/15/27	Industrials	2.601.070	518.076
	WOLVERINE ESCROW WAIR 8.5 11/15/24	Industrials	2.910.313	579.671
	WOLVERINE ESCROW WAIR 9 11/15/26	Industrials	4.693.167	934.777
	WR GRACE & CO-CO GRA 5.125 10/01/21	Consumer Discretior	4.401.895	876.761

Land	Selskab/aktie	Branche	Markedsværdi i kr.	
				
				
	WYNDHAM HOTELS & WH 5.375 04/15/26	Consumer Discretior	2.969.575	591.475
	WYNDHAM WORLDWID WYND 4.25 03/01/22	Consumer Discretior	4.326.306	861.706
	WYNN LAS VEGAS WYNNLV 4.25 05/30/23	Consumer Discretior	2.919.632	581.527
	WYNN LAS VEGAS WYNNLV 5.25 05/15/27	Consumer Discretior	5.955.030	1.186.112
	WYNN LAS VEGAS WYNNLV 5.5 03/01/25	Consumer Discretior	10.608.044	2.112.891
	WYNN RESORTS FIN WYNFIN 5.125 10/01/29	Consumer Discretior	2.110.973	420.460
	XEROX CORP XRRCRP 3.625 03/15/23	Information Technok	4.369.232	870.256
	XEROX CORP XRRCRP 4.5 05/15/21	Information Technok	5.723.371	1.139.971
	XPO LOGISTICS XPO 6.75 08/15/24	Industrials	9.263.733	1.845.134
	YUM! BRANDS INC YUM 4.75 01/15/30	Financials	3.843.312	765.504
	ZAYO GROUP LLC ZAYOGR 5.75 01/15/27	Financials	11.654.206	2.321.264
	ZAYO GROUP LLC ZAYOGR 6 04/01/23	Financials	10.113.329	2.014.355
Østrig	JBS INVSTMNTS II JBSSBZ 5.75 01/15/28	Real Estate	2.994.998	596.538
	JBS INVSTMNTS II JBSSBZ 7 01/15/26	Real Estate	15.246.837	3.034.667
	KLABIN AUSTRIA KLAB 5.75 04/03/29	Consumer Staples	9.632.704	1.915.826
	NOVOMATIC AG NOVO 1.625 09/20/23	Health Care	2.870.188	572.043
	NOVOMATIC AG NOVO 3 06/23/21	Health Care	1.306.772	260.446
	SUZANO AUSTRIA SUZANO 6 01/15/29	Financials	10.305.774	2.049.691
	SUZANO AUSTRIA SUZANO 7 03/16/47	Financials	3.995.971	794.749
	WIENERBERGER AG WIEAV 2 05/02/24	Consumer Discretior	2.012.744	401.150
	WIENERBERGER AG WIEAV 5 PERP	Consumer Discretior	2.052.307	409.035