




# Aktiebeholdning pr. 31.12.2019









Oversigt over investeringer i børsnoterede aktier som PenSam Liv Forsikringsaktieselskab, PenSam Forsikring A/S, PenSam Bank samt Pensionskassen PenSam har foretaget enten direkte eller gennem investeringsforeninger.

## Specifikation af beholdningen af børsnoterede aktier




Land	Selskab/aktie	Branche	Markedsværdi i kr.		
			PenSam LIV	PenSam FORSIKRING	
Australien	ALUMINA LTD	Materials	5.184.485	460.841	
	APA GROUP	Utilities	13.549.167	1.204.365	
	ARISTOCRAT LEISURE LTD	Consumer Discretionary	20.840.288	1.852.462	
	ASX LTD	Financials	3.223.752	286.554	
	AURIZON HOLDINGS LTD	Industrials	17.070.407	1.519.083	
	AUSNET SERVICES	Utilities	13.498.728	1.201.393	
	AUST AND NZ BANKING GROUP	Financials	33.778.288	3.002.501	
	BHP GROUP LTD	Materials	66.672.692	5.930.590	
	BHP GROUP PLC	Materials	29.460.379	2.656.049	
	BORAL LTD	Materials	2.499.019	222.134	
	BRAMBLES LTD	Industrials	19.662.877	1.747.803	
	COCA-COLA AMATIL LTD	Consumer Staples	1.073.410	97.194	
	COCHLEAR LTD	Health Care	10.568.872	939.451	
	COMMONWEALTH BANK OF AUSTRALIA	Financials	58.711.155	5.220.377	
	COMPUTERSHARE LTD	Information Technology	3.910.646	347.611	
	CSL LTD	Health Care	72.479.665	6.443.744	
	DEXUS	Real Estate	10.177.409	904.655	
	FORTESCUE METALS GROUP LTD	Materials	8.581.745	764.814	
	GOODMAN GROUP	Real Estate	15.354.865	1.364.871	
	GPT GROUP	Real Estate	1.093.457	99.009	
	MAGELLAN FINANCIAL GROUP LTD	Financials	8.894.357	790.606	
	NATIONAL AUSTRALIA BANK LTD	Financials	34.841.500	3.097.008	
	NEWCREST MINING LTD	Materials	10.149.841	902.204	
	OIL SEARCH LTD	Energy	1.447.904	128.702	
	QBE INSURANCE GROUP LTD	Financials	20.370.947	1.810.743	
	SANTOS LTD	Energy	17.797.956	1.584.091	
	SCENTRE GROUP	Real Estate	17.130.442	1.524.704	
	STOCKLAND	Real Estate	6.534.409	582.762	
	SUNCORP GROUP LTD	Financials	7.926.486	704.573	
	TABCORP HOLDINGS LTD	Consumer Discretionary	4.475.094	397.784	
	TELSTRA CORP LTD	Telecommunication	12.892.954	1.146.229	
	TRANSURBAN GROUP	Industrials	17.557.378	1.560.649	
	TREASURY WINE ESTATES LTD	Consumer Staples	11.108.270	987.397	
	VICINITY CENTRES	Real Estate	1.008.754	91.339	
	WESFARMERS LTD	Consumer Discretionary	29.682.757	2.641.087	
	WESTPAC BANKING CORP	Financials	40.958.626	3.640.944	
	WISETECH GLOBAL LTD	Information Technology	1.945.061	172.894	
	WOODSIDE PETROLEUM LTD	Energy	16.764.475	1.492.381	
	WOOLWORTHS GROUP LTD	Consumer Staples	25.760.881	2.292.411	
	WORLEY LTD	Energy	4.287.284	381.090	
	Belgien	AGEAS	Financials	4.471.642	404.058
		ANHEUSER-BUSCH INBEV SA/NV	Consumer Staples	49.982.109	4.501.883
		COLRUYT SA	Consumer Staples	1.419.214	128.246
		GALAPAGOS NV	Health Care	2.857.588	258.003
		GROUPE BRUXELLES LAMBERT SA	Financials	3.241.725	292.686
KBC GROUP NV		Financials	29.470.572	2.652.398	
PROXIMUS		Telecommunication	1.463.349	132.121	
SOLVAY SA		Materials	30.973.814	2.786.402	
TELENET GROUP HOLDING NV		Telecommunication	1.686.411	152.498	
UCB SA		Health Care	3.294.914	297.439	
UMICORE		Materials	3.009.099	271.677	
Bermudæerne		ATHENE HOLDING LTD-CLASS A	Financials	15.807.478	1.419.901
	EVEREST RE GROUP LTD	Financials	1.229.489	111.326	
Brasilien	AMBEV SA	Consumer Staples	7.098.501	637.415	
	ATACADAO SA	Consumer Staples	8.625.699	774.551	
	BANCO BRADESCO SA-PREF	Financials	26.180.710	2.350.915	
	BANCO DO BRASIL S.A.	Financials	7.623.699	684.575	
	BANCO SANTANDER BRASIL-UNIT	Financials	4.772.448	428.545	
	BRASKEM SA-PREF A	Materials	14.306.827	1.284.692	
	CIA SANEAMENTO BASICO DE SP	Utilities	13.805.198	1.239.647	
	CIELO SA	Information Technology	3.513.698	315.515	
	COSAN SA	Energy	46.141.349	4.143.295	
	ENGIE BRASIL ENERGIA SA	Utilities	12.383.965	1.112.027	
	HYPERA SA	Health Care	227.787	20.454	
	ITAU UNIBANCO HOLDING S-PREF	Financials	29.980.641	2.692.133	
	ITAUSA-INVESTIMENTOS ITAU-PR	Financials	33.741.780	3.029.867	
	LOCALIZA RENT A CAR	Industrials	5.940.935	533.470	
	LOJAS RENNER S.A.	Consumer Discretionary	26.788.093	2.405.456	
	MAGAZINE LUIZA SA	Consumer Discretionary	17.624	1.583	
	PETROBRAS DISTRIBUIDORA SA	Consumer Discretionary	8.863.374	795.893	
	SUL AMERICA SA - UNITS	Financials	66.843	6.002	
Canada	VALE SA	Materials	46.834.702	4.205.555	
	ALGONQUIN POWER & UTILITIES	Utilities	4.598.442	413.054	
	ALIMENTATION COUCHE-TARD -B	Consumer Staples	15.624.235	1.403.442	
	ATCO LTD -CLASS I	Utilities	1.040.284	94.194	
	BANK OF MONTREAL	Financials	1.877.249	169.978	
	BANK OF NOVA SCOTIA	Financials	372.676	33.745	
	BLACKBERRY LTD	Information Technology	5.950.119	534.468	
	BOMBARDIER INC-B	Industrials	1.101.443	99.732	
	CAE INC	Industrials	1.345.342	121.816	
	CANADIAN NATL RAILWAY CO	Industrials	2.204.444	199.605	
	CANADIAN PACIFIC RAILWAY LTD	Industrials	536.857	48.611	

Land	Selskab/aktie	Branche	Markedsværdi i kr.	
				
				
	CANADIAN TIRE CORP-CLASS A	Consumer Discretio	622.601	56.374
	CI FINANCIAL CORP	Financials	1.159.053	104.948
	EMPIRE CO LTD 'A'	Consumer Staples	711.328	64.408
	ENCANA CORP	Energy	764.186	69.194
	FIRST CAPITAL REAL ESTATE IN	Financials	85.766	7.766
	FIRST CAPITAL REALTY INC	Real Estate	253	23
	GILDAN ACTIVEWEAR INC	Consumer Discretio	717.718	64.987
	GREAT-WEST LIFECO INC	Financials	915.974	82.938
	H&R REAL ESTATE INV-REIT UTS	Real Estate	12.501.536	1.122.946
	HYDRO ONE LTD	Utilities	360.333	32.627
	LOBLAW COMPANIES LTD	Consumer Staples	1.045.825	94.696
	MAGNA INTERNATIONAL INC	Consumer Discretio	41.234.090	3.709.204
	MANULIFE FINANCIAL CORP	Financials	34.823.992	3.128.053
	NATIONAL BANK OF CANADA	Financials	1.396.463	126.445
	OPEN TEXT CORP	Information Technol	1.205.424	109.147
	PARKLAND FUEL CORP	Energy	1.112.593	100.741
	QUEBECOR INC -CL B	Telecommunication	6.555.443	588.841
	RESTAURANT BRANDS INTERN	Consumer Discretio	21.408.514	1.925.591
	RIOCAN REAL ESTATE INVST TR	Real Estate	1.065.810	96.505
	ROYAL BANK OF CANADA	Financials	3.063.671	277.405
	SUN LIFE FINANCIAL INC	Financials	1.579.378	143.007
	TC ENERGY CORP	Energy	114.334.461	10.274.528
	TORONTO-DOMINION BANK	Financials	51.259.010	4.605.522
Chile	ANTOFAGASTA PLC	Materials	1.396.339	126.071
	CIA CERVECERIAS UNIDAS SA	Consumer Staples	7.572.541	679.982
	EMPRESAS CMPC SA	Materials	5.896.224	529.456
	ENEL CHILE SA	Utilities	21.156.529	1.899.765
Colombia	SOC QUIMICA Y MINERA CHILE-B	Materials	847.412	76.094
	GRUPO DE INV SURAMERICANA	Financials	3.651.153	327.858
	GRUPO DE INV SURAMERICANA-PF	Financials	5.018.014	450.596
	INTERCONEXION ELECTRICA SA	Utilities	18.001.791	1.616.483
	MONETA MONEY BANK AS	Financials	17.212.357	1.545.596
Danmark	COLOPLAST-B	Health Care	10.662.453	958.864
	DSV PANALPINA A/S	Industrials	37.115.288	3.337.741
	NOVO NORDISK A/S-B	Health Care	60.957.901	5.481.884
	OW BUNKER A/S	Energy	0	0
Egypten	COMMERCIAL INTL BANK-GDR REG	Financials	14.638.897	1.314.510
Finland	ELISA OYJ	Telecommunication	2.380.518	214.930
	FORTUM OYJ	Utilities	29.678.677	2.670.337
	KONE OYJ-B	Industrials	6.960.569	628.451
	METSO OYJ	Industrials	18.148.259	1.632.526
	NESTE OYJ	Energy	5.613.106	507.072
	NOKIA OYJ	Information Technol	6.693.811	604.336
	NOKIAN RENKAAT OYJ	Consumer Discretio	1.026.167	92.650
	NORDEA BANK ABP	Financials	8.307.482	750.058
	OP CORPORATE BANK PLC	Financials	6.252	565
	ORION OYJ-CLASS B	Health Care	1.662.710	150.122
	SAMPO OYJ-A SHS	Financials	6.127.516	553.244
	STORA ENSO OYJ-R SHS	Materials	3.303.636	298.375
	UPM-KYMMENE OYJ	Materials	5.978.764	539.820
	WARTSILA OYJ ABP	Industrials	1.708.292	154.237
Forenede Arabisk	DUBAI ISLAMIC BANK	Financials	18.411.580	1.653.281
	EMAAR PROPERTIES PJSC	Real Estate	8.852.010	794.872
	FIRST ABU DHABI BANK PJSC	Financials	12.185.119	1.094.171
	NMC HEALTH PLC	Health Care	3.590.033	323.099
Frankrig	ACCOR SA	Consumer Discretio	2.611.505	235.785
	ADP	Industrials	1.738.549	156.968
	AIR LIQUIDE SA	Materials	21.019.208	1.897.825
	ALSTOM	Industrials	2.793.676	252.233
	AMUNDI SA	Financials	1.421.809	128.371
	ARKEMA	Materials	33.776.742	3.038.945
	ATOS SE	Information Technol	2.637.564	238.138
	AXA SA	Financials	56.715.488	5.106.582
	BIOMERIEUX	Health Care	9.041.479	813.459
	BNP PARIBAS	Financials	59.962.713	5.401.361
	BOLLORE	Telecommunication	1.077.310	97.267
	BOUYGUES SA	Industrials	2.805.722	253.321
	BUREAU VERITAS SA	Industrials	2.060.592	186.045
	CAPGEMINI SE	Information Technol	6.335.907	572.109
	CARREFOUR SA	Consumer Staples	3.065.976	276.818
	CASINO GUICHARD PERRACHON	Consumer Staples	887.283	80.110
	CHRISTIAN DIOR SE	Consumer Discretio	3.263	295
	CNP ASSURANCES	Financials	1.248.458	112.726
	COMPAGNIE DE SAINT GOBAIN	Industrials	7.167.694	647.370
	COVIVIO	Real Estate	1.821.101	164.422
	CREDIT AGRICOLE SA	Financials	5.568.442	502.670
	DANONE	Consumer Staples	16.047.502	1.448.914
	EDENRED	Information Technol	3.756.602	339.172
	EDF	Utilities	2.217.556	200.167
	EIFFAGE	Industrials	33.456.586	3.009.802
	ENGIE	Utilities	9.560.966	863.158
	ESSILORLUXOTTICA	Consumer Discretio	13.391.007	1.208.998
	EURAZEO SE	Financials	1.088.667	98.294
	EUTELSAT COMMUNICATIONS	Telecommunication	1.223.617	110.571
	FAURECIA	Consumer Discretio	1.213.169	109.533
	GECINA SA	Real Estate	2.416.626	218.193
	GETLINK SE	Industrials	2.419.012	218.405
	HERMES INTERNATIONAL	Consumer Discretio	7.273.078	656.665
	ICADE	Real Estate	1.002.473	90.510
	ILIAD SA	Telecommunication	1.038.922	93.801
	IMERYS SA	Materials	24.474	2.211
	INGENICO GROUP	Information Technol	3.003.190	271.437




Land	Selskab/aktie	Branche	Markedsværdi i kr.	
				
				
	IPSEN	Health Care	984.274	88.867
	JCDECAUX SA	Telecommunication	864.630	78.025
	KERING	Consumer Discretionary	53.645.574	4.830.943
	KLEPIERRE	Real Estate	3.430.381	310.010
	LAGARDERE SCA	Telecommunication	19.832	1.791
	LEGRAND SA	Industrials	6.801.726	614.108
	L'OREAL	Consumer Staples	84.794.138	7.635.209
	LVMH MOET HENNESSY LOUIS VUITTON	Consumer Discretionary	112.947.887	10.172.890
	MICHELIN (CGDE)	Consumer Discretionary	35.927.750	3.233.300
	NATIXIS	Financials	1.354.814	122.326
	ORANGE	Telecommunication	45.635.911	4.108.133
	PERNOD RICARD SA	Consumer Staples	20.941.157	1.887.430
	PEUGEOT SA	Consumer Discretionary	39.792.629	3.580.761
	PUBLICIS GROUPE	Telecommunication	3.002.728	271.107
	REMY COINTREAU	Consumer Staples	935.287	84.444
	RENAULT SA	Consumer Discretionary	3.241.454	292.578
	REXEL SA	Industrials	17.026	1.537
	SANOFI	Health Care	64.772.922	5.839.654
	SARTORIUS STEDIM BIOTECH	Health Care	9.548.634	859.248
	SCHNEIDER ELECTRIC SE	Industrials	76.929.205	6.925.800
	SCOR SE	Financials	2.061.877	186.161
	SEB SA	Consumer Discretionary	976.377	88.154
	SOCIETE BIC SA	Industrials	22.603	2.041
	SOCIETE GENERALE SA	Financials	9.877.239	891.678
	SODEXO SA	Consumer Discretionary	3.755.234	339.196
	SUEZ	Utilities	2.762.763	249.720
	TELEPERFORMANCE	Industrials	8.050.936	725.584
	TOTAL SA	Energy	107.793.393	9.710.975
	TOTAL SA-SPON ADR	Energy	41.666.312	3.747.680
	UBISOFT ENTERTAINMENT	Telecommunication	1.831.802	165.388
	UNIBAIL-RODAMCO SE	Real Estate	371.516	33.455
	UNIBAIL-RODAMCO-WESTFIELD	Real Estate	6.861.527	619.474
	VALEO SA	Consumer Discretionary	2.729.656	246.453
	VEOLIA ENVIRONNEMENT	Utilities	5.902.844	533.299
	VINCI SA	Industrials	73.018.469	6.573.915
	VIVENDI	Telecommunication	35.728.910	3.216.993
	WENDEL	Financials	1.326.700	119.785
	WORLDFLINE SA	Information Technology	2.084.919	188.241
Grækenland	JUMBO SA	Consumer Discretionary	10.327.963	927.407
	MOTOR OIL (HELLAS) SA	Energy	10.916.064	980.216
Holland	ABN AMRO BANK NV-CVA	Financials	22.518.978	2.025.959
	ADYEN NV	Information Technology	17.401.694	1.565.877
	AEGON NV	Financials	19.583.332	1.761.956
	AKZO NOBEL N.V.	Materials	6.927.245	625.440
	ALTICE EUROPE NV	Telecommunication	1.260.303	113.789
	ASML HOLDING NV	Information Technology	77.495.688	6.983.757
	EXOR NV	Financials	2.477.005	223.641
	HEINEKEN HOLDING NV	Consumer Staples	3.264.004	294.697
	HEINEKEN NV	Consumer Staples	8.307.409	750.051
	ING GROEP NV	Financials	32.912.365	2.964.922
	KONINKLIJKE AHOLD DELHAIZE NV	Consumer Staples	43.196.371	3.888.768
	KONINKLIJKE DSM NV	Materials	7.862.188	710.035
	KONINKLIJKE KPN NV	Telecommunication	6.509.111	586.464
	KONINKLIJKE PHILIPS NV	Health Care	15.721.277	1.419.886
	NN GROUP NV	Financials	23.695.067	2.132.161
	NXP SEMICONDUCTORS NV	Information Technology	55.991.945	5.035.849
	PROSUS NV	Consumer Discretionary	10.913.712	985.367
	QIAGEN N.V.	Health Care	2.692.162	243.067
	RANDSTAD NV	Industrials	2.786.604	251.765
	ROYAL DUTCH SHELL PLC-A SHS	Energy	90.599.451	8.163.675
	ROYAL DUTCH SHELL PLC-B SHS	Energy	102.521.808	9.233.290
	VOPAK	Energy	1.276.232	115.280
	WOLTERS KLUWER	Industrials	47.104.294	4.239.180
Hong Kong	AIA GROUP LTD	Financials	88.504.652	7.869.424
	BANK OF EAST ASIA LTD	Financials	6.839.034	607.911
	BEIJING ENTERPRISES WATER GR	Utilities	4.192.400	376.459
	BOC HONG KONG HOLDINGS LTD	Financials	15.561.057	1.383.199
	CHINA EVERBRIGHT LTD	Financials	3.125.926	280.695
	CHINA MENGNIU DAIRY CO	Consumer Staples	8.910.138	800.092
	CHINA MOBILE LTD	Telecommunication	50.604.008	4.544.022
	CHINA OVERSEAS LAND & INVESTMENT	Real Estate	23.531.519	2.113.029
	CHINA TRADITIONAL CHINESE MEDICINE	Health Care	4.896.498	439.684
	CHINA UNICOM HONG KONG LTD	Telecommunication	4.025.880	361.507
	CK ASSET HOLDINGS LTD	Real Estate	20.066.163	1.783.651
	CK HUTCHISON HOLDINGS LTD	Industrials	18.083.308	1.608.893
	DAIRY FARM INTL HLDGS LTD	Consumer Staples	4.986.293	443.224
	GALAXY ENTERTAINMENT GROUP LTD	Consumer Discretionary	4.276.684	380.148
	HAIER ELECTRONICS GROUP CO	Consumer Discretionary	1.583.594	142.200
	HANG LUNG PROPERTIES LTD	Real Estate	736.352	66.674
	HANG SENG BANK LTD	Financials	15.644.759	1.390.639
	HKT TRUST AND HKT LTD-SS	Telecommunication	8.688.908	772.344
	HONG KONG & CHINA GAS	Utilities	8.236.362	732.118
	HONG KONG EXCHANGES & CLEARING	Financials	26.450.394	2.351.136
	HONGKONG LAND HOLDINGS LTD	Real Estate	11.567.438	1.028.212
	JARDINE MATHESON HLDGS LTD	Industrials	6.659.481	591.951
	JARDINE STRATEGIC HLDGS LTD	Industrials	7.735.529	687.600
	KERRY PROPERTIES LTD	Real Estate	6.152.324	547.787
	LINK REIT	Real Estate	11.516.057	1.024.716
	MELCO RESORTS & ENTERTAINMENT-ADR	Consumer Discretionary	4.676.407	417.659
	MOL HUNGARIAN OIL AND GAS PL	Energy	2.714.971	243.793
	NWS HOLDINGS LTD	Industrials	1.644.355	146.164
	OTP BANK PLC	Financials	40.363.214	3.624.443

Land	Selskab/aktie	Branche	Markedsværdi i kr.	
				
				
	PCCW LTD	Telecommunication	10.576.023	940.087
	POWER ASSETS HOLDINGS LTD	Utilities	6.929.123	615.919
	RICHTER GEDEON NYRT	Health Care	5.717.279	513.387
	SJM HOLDINGS LTD	Consumer Discretionary	681.744	60.599
	SSY GROUP LTD	Health Care	6.902.104	619.779
	SUN HUNG KAI PROPERTIES	Real Estate	20.958.498	1.862.969
	SWIRE PACIFIC LTD - CL A	Real Estate	8.685.885	773.767
	SWIRE PROPERTIES LTD	Real Estate	10.278.748	913.662
	TECHTRONIC INDUSTRIES CO LTD	Industrials	10.890.271	968.020
	VITASOY INTL HOLDINGS LTD	Consumer Staples	2.835.960	252.084
	WH GROUP LTD	Consumer Staples	8.588.426	764.415
	WHARF REAL ESTATE INVESTMENT	Real Estate	6.153.273	546.955
	WHEELOCK & CO LTD	Real Estate	11.609.843	1.033.937
	YUE YUEN INDUSTRIAL HLDG	Consumer Discretionary	1.008.422	91.309
Indien	ASHOK LEYLAND LTD	Industrials	3.257.833	292.539
	ASIAN PAINTS LTD	Materials	4.943.891	443.940
	BHARTI INFRAEL LTD	Telecommunication	3.237.271	290.693
	BOSCH LTD	Consumer Discretionary	4.849.913	435.501
	DR. REDDY'S LABORATORIES	Health Care	7.214.868	647.864
	GAIL INDIA LTD	Utilities	7.124.602	639.759
	HCL TECHNOLOGIES LTD	Information Technology	17.538.861	1.574.914
	HERO MOTOCORP LTD	Consumer Discretionary	10.804.276	970.178
	HINDALCO INDUSTRIES LTD	Materials	11.436.703	1.026.967
	HINDUSTAN UNILEVER LTD	Consumer Staples	37.252.056	3.345.074
	HOUSING DEVELOPMENT FINANCE	Financials	33.241.766	2.984.968
	INFOSYS LTD	Information Technology	44.409.156	3.987.751
	MAHINDRA & MAHINDRA FIN SECS	Financials	8.275.711	743.123
	MAHINDRA & MAHINDRA LTD	Consumer Discretionary	13.580.723	1.219.491
	MARICO LTD	Consumer Staples	4.404.329	395.490
	NESTLE INDIA LTD	Consumer Staples	26.185.870	2.351.379
	REC LTD	Financials	14.629.050	1.313.626
	RELIANCE INDUSTRIES LTD	Energy	23.580.660	2.117.442
	STATE BANK OF INDIA	Financials	5.800.779	520.885
	TATA CONSULTANCY SVCS LTD	Information Technology	41.353.405	3.713.358
	TECH MAHINDRA LTD	Information Technology	11.053.410	992.549
	UNITED SPIRITS LTD	Consumer Staples	4.312.966	387.286
	ZEE ENTERTAINMENT ENTERPRISE	Telecommunication	3.260.719	292.799
Indonesien	ASTRA INTERNATIONAL TBK PT	Consumer Discretionary	19.023.750	1.708.251
	BANK MANDIRI PERSERO TBK PT	Financials	5.433.204	487.878
	BANK RAKYAT INDONESIA PERSER	Financials	10.104.865	907.373
	INDOFOOD CBP SUKSES MAKMUR T	Consumer Staples	7.358.215	660.736
	PERUSAHAAN GAS NEGARA TBK PT	Utilities	15.152.541	1.360.633
	TELEKOMUNIKASI INDONESIA PER	Telecommunication	3.630.282	325.984
	UNILEVER INDONESIA TBK PT	Consumer Staples	9.724.792	873.245
Irland	ACCENTURE PLC-CL A	Information Technology	162.739.889	14.632.123
	AERCAP HOLDINGS NV	Industrials	712.494	64.514
	AIB GROUP PLC	Financials	826.494	74.622
	APTIV PLC	Consumer Discretionary	38.862.983	3.495.535
	BANK OF IRELAND GROUP PLC	Financials	1.556.105	140.496
	CRH PLC	Materials	10.930.817	987.118
	DCC PLC	Industrials	12.361.124	1.112.557
	EXPERIAN PLC	Industrials	9.320.747	841.543
	FLUTTER ENTERTAINMENT PLC	Consumer Discretionary	3.013.716	272.099
	JAMES HARDIE INDUSTRIES-CDI	Materials	5.541.758	492.599
	KERRY GROUP PLC-A	Consumer Staples	5.994.797	541.252
	KINGSPAN GROUP PLC	Industrials	2.879.045	259.940
	MEDTRONIC PLC	Health Care	123.898.814	11.136.891
	SMURFIT KAPPA GROUP PLC	Materials	23.870.050	2.147.657
Israel	GVC HOLDINGS PLC	Consumer Discretionary	2.144.561	193.626
	ISRAEL CHEMICALS LTD	Materials	726.843	65.813
	ISRAEL DISCOUNT BANK-A	Financials	1.087.251	98.447
	TEVA PHARMACEUTICAL IND LTD	Health Care	466	42
Italien	ASSICURAZIONI GENERALI	Financials	13.824.625	1.246.517
	ATLANTIA SPA	Industrials	3.574.008	322.687
	BANCO POPOLARE SC	Financials	5.562	502
	DANIELI & CO	Industrials	7.764	701
	DAVIDE CAMPARI-MILANO SPA	Consumer Staples	1.552.395	140.161
	ENEL SPA	Utilities	71.906.983	6.475.003
	FERRARI NV	Consumer Discretionary	71.770.505	6.457.453
	FIAT INDUSTRIAL	Industrials	6.963	629
	FINCOBANK SPA	Financials	2.146.172	193.772
	FONDIARIA-SAI SPA	Financials	16.244	1.462
	INTESA SANPAOLO	Financials	23.639.124	2.130.234
	INTESA SANPAOLO-RSP	Financials	147.073	13.226
	LUXOTTICA GROUP SPA	Consumer Discretionary	17.521	1.582
	MEDIOBANCA SPA	Financials	21.972.251	1.976.881
	MONCLER SPA	Consumer Discretionary	12.835.024	1.155.156
	PIRELLI & C SPA	Consumer Discretionary	663.439	59.900
	POSTE ITALIANE SPA	Financials	2.783.049	251.540
	PRYSMIAN SPA	Industrials	1.801.888	162.689
	RECORDATI SPA	Health Care	1.475.951	133.259
	SNAM SPA	Utilities	18.515.488	1.667.062
	TELECOM ITALIA SPA	Telecommunication	1.979.027	178.681
	TELECOM ITALIA-RSP	Telecommunication	1.029.497	92.945
	TERNA SPA	Utilities	29.114.118	2.619.835
	UBI BANCA SPA	Financials	11.516	1.040
	UNICREDIT SPA	Financials	9.116.263	823.080
	UNIPOL GRUPPO FINANZIARIO SP	Financials	6.797	614
	UNIPOLSAI ASSICURAZIONI SPA	Financials	22.424	2.026
Japan	ABC-MART INC	Consumer Discretionary	21.158	1.896
	ADVANTEST CORP	Information Technology	12.049.607	1.079.980
	AGC INC	Industrials	13.875.815	1.244.506




Land	Selskab/aktie	Branche	Markedsværdi i kr.	
			PenSam LIV	PenSam FORSIKRING PenSam BANK
	AIR WATER INC	Materials	6.409	574
	AJINOMOTO CO INC	Consumer Staples	15.936.027	1.428.312
	ALFRESA HOLDINGS CORP	Health Care	5.308.176	475.762
	ALPS ALPINE CO LTD	Information Technol	30.314	2.717
	AMADA HOLDINGS CO LTD	Industrials	11.039.273	990.408
	ASAHI GROUP HOLDINGS LTD	Consumer Staples	25.461.212	2.282.707
	ASAHI INTECC CO LTD	Health Care	2.715	243
	ASAHI KASEI CORP	Materials	9.494.675	850.989
	ASTELLAS PHARMA INC	Health Care	34.584.031	3.099.691
	BANDAI NAMCO HOLDINGS INC	Consumer Discretio	23.217.401	2.080.924
	BRIDGESTONE CORP	Consumer Discretio	16.019.650	1.437.095
	CALBEE INC	Consumer Staples	18.879.055	1.692.087
	CENTRAL JAPAN RAILWAY CO	Industrials	34.286.723	3.073.042
	CHUBU ELECTRIC POWER CO INC	Utilities	1.159.533	104.992
	DAI NIPPON PRINTING CO LTD	Industrials	28.748.983	2.576.709
	DAICEL CORP	Materials	8.001.047	717.828
	DAI-ICHI LIFE HOLDINGS INC	Financials	75.599	6.776
	DAIICHI SANKYO CO LTD	Health Care	6.339.764	568.219
	DAITO TRUST CONSTRUCT CO LTD	Real Estate	17.856.515	1.600.445
	DAIWA HOUSE INDUSTRY CO LTD	Real Estate	25.854.864	2.318.438
	DAIWA SECURITIES GROUP INC	Financials	63.692	5.711
	DENSO CORP	Consumer Discretio	699.865	63.370
	EAST JAPAN RAILWAY CO	Industrials	26.603.597	2.384.421
	FANUC CORP	Industrials	19.879.240	1.781.732
	FAST RETAILING CO LTD	Consumer Discretio	29.991.064	2.688.032
	FUJII ELECTRIC CO LTD	Industrials	7.617	686
	FUJIFILM HOLDINGS CORP	Information Technol	1.236.158	111.930
	FUJITSU LTD	Information Technol	1.443.627	130.715
	FUKUOKA FINANCIAL GROUP INC	Financials	1.312.459	117.636
	HAKUHODO DY HOLDINGS INC	Telecommunication	23.160.584	2.075.831
	HAMAMATSU PHOTONICS KK	Information Technol	25.042.894	2.244.538
	HIKARI TSUSHIN INC	Consumer Discretio	13.785.761	1.235.587
	HINO MOTORS LTD	Industrials	2.313	207
	HITACHI CONSTRUCTION MACHINE	Industrials	58.337	5.229
	HITACHI LTD	Information Technol	26.854.733	2.408.652
	HONDA MOTOR CO LTD	Consumer Discretio	28.455.947	2.552.145
	HOYA CORP	Health Care	35.757.062	3.204.825
	HULIC CO LTD	Real Estate	2.888.010	258.846
	IDEMITSU KOSAN CO LTD	Energy	881.820	79.846
	IHI CORP	Industrials	10.446	936
	INPEX CORP	Energy	1.281.865	116.068
	ISUZU MOTORS LTD	Consumer Discretio	478.552	43.331
	ITOCHU CORP	Industrials	34.404.732	3.085.089
	JAPAN AIRLINES CO LTD	Industrials	17.270.592	1.547.928
	JAPAN POST HOLDINGS CO LTD	Financials	3.684	334
	JFE HOLDINGS INC	Materials	7.199.703	645.293
	JXTG HOLDINGS INC	Energy	21.444.954	1.923.261
	KAJIMA CORP	Industrials	13.477.222	1.207.933
	KAMIGUMI CO LTD	Industrials	21.146.714	1.896.288
	KANEKA CORP	Materials	2.160	196
	KANSAI ELECTRIC POWER CO INC	Utilities	21.592.271	1.935.267
	KAO CORP	Consumer Staples	41.881.218	3.753.722
	KDDI CORP	Telecommunication	33.103.930	2.968.897
	KEIHAN HOLDINGS CO LTD	Industrials	7.361.642	659.807
	KEYENCE CORP	Information Technol	45.059.131	4.038.747
	KIKKOMAN CORP	Consumer Staples	25.832	2.315
	KIRIN HOLDINGS CO LTD	Consumer Staples	21.913.249	1.964.039
	KOMATSU LTD	Industrials	30.202.040	2.706.941
	KONICA MINOLTA INC	Information Technol	3.708.914	332.424
	KUBOTA CORP	Industrials	1.922.376	172.298
	KURARAY CO LTD	Materials	8.037.346	720.370
	KURITA WATER INDUSTRIES LTD	Industrials	5.949.660	533.255
	KYOCERA CORP	Information Technol	27.745.505	2.488.079
	KYOWA KIRIN CO LTD	Health Care	19.374	1.736
	KYUSHU ELECTRIC POWER CO INC	Utilities	6.935.214	621.588
	KYUSHU RAILWAY COMPANY	Industrials	7.724.253	692.307
	LIXIL GROUP CORP	Industrials	9.531	854
	MEDIPAL HOLDINGS CORP	Health Care	18.655.143	1.672.966
	MEIJI HOLDINGS CO LTD	Consumer Staples	10.993.701	985.342
	MINEBEA MITSUMI INC	Industrials	7.979	715
	MITSUBISHI CHEMICAL HOLDINGS	Materials	20.379.995	1.826.615
	MITSUBISHI CORP	Industrials	34.309.567	3.075.094
	MITSUBISHI ELECTRIC CORP	Industrials	16.722.545	1.498.804
	MITSUBISHI ESTATE CO LTD	Real Estate	34.119.725	3.058.074
	MITSUBISHI GAS CHEMICAL CO	Materials	1.621	147
	MITSUBISHI HEAVY INDUSTRIES	Industrials	12.734.435	1.142.457
	MITSUBISHI TANABE PHARMA	Health Care	64.730	5.802
	MITSUBISHI UFJ FINANCIAL GRO	Financials	58.626.491	5.256.708
	MITSUBISHI UFJ LEASE & FINAN	Financials	17.365.338	1.557.442
	mitsui & CO LTD	Industrials	28.643.579	2.567.268
	mitsui chemicals inc	Materials	953.090	86.299
	mitsui fudosan co ltd	Real Estate	23.273.364	2.085.939
	MIZUHO FINANCIAL GROUP INC	Financials	33.435.377	2.998.141
	MS&AD INSURANCE GROUP HOLDIN	Financials	25.759.871	2.308.799
	MURATA MANUFACTURING CO LTD	Information Technol	34.727.581	3.112.555
	NABTESCO CORP	Industrials	30.789	2.760
	NEC CORP	Information Technol	1.167.161	105.682
	NEXON CO LTD	Telecommunication	4.017.924	360.117
	NGK SPARK PLUG CO LTD	Consumer Discretio	1.798	163
	NIKON CORP	Consumer Discretio	9.254.973	829.502
	NINTENDO CO LTD	Telecommunication	41.894.183	3.754.881
	NIPPON EXPRESS CO LTD	Industrials	17.164.062	1.539.105




Land	Selskab/aktie	Branche	Markedsværdi i kr.	
				
				
	NIPPON STEEL CORP	Materials	2.175.395	194.976
	NIPPON TELEGRAPH & TELEPHONE	Telecommunication	30.892.632	2.770.317
	NISSAN MOTOR CO LTD	Consumer Discretionary	14.567.664	1.305.668
	NITTO DENKO CORP	Materials	35.081	3.144
	NOMURA HOLDINGS INC	Financials	14.076	1.262
	NOMURA REAL ESTATE HOLDINGS	Real Estate	1.076.099	97.437
	NOMURA RESEARCH INSTITUTE LT	Information Technology	25.515.990	2.286.941
	NSK LTD	Industrials	11.152.736	999.595
	NTT DATA CORP	Information Technology	22.913.568	2.053.692
	NTT DOCOMO INC	Telecommunication	33.035.926	2.962.527
	OBAYASHI CORP	Industrials	17.509.082	1.569.300
	OBIC CO LTD	Information Technology	10.053.309	901.056
	ONO PHARMACEUTICAL CO LTD	Health Care	21.291.698	1.908.327
	ORIX CORP	Financials	25.277.049	2.265.525
	OTSUKA CORP	Information Technology	3.617.902	324.264
	OTSUKA HOLDINGS CO LTD	Health Care	21.049.906	1.887.037
	PANASONIC CORP	Consumer Discretionary	18.236.517	1.634.498
	PEPTIDREAM INC	Health Care	17.311.612	1.551.601
	POLA ORBIS HOLDINGS INC	Consumer Staples	31.148	2.792
	RAKUTEN INC	Consumer Discretionary	9.396.496	842.187
	RECRUIT HOLDINGS CO LTD	Industrials	11.386.442	1.020.541
	RESONA HOLDINGS INC	Financials	17.567.022	1.574.493
	RICOH CO LTD	Information Technology	1.456	132
	ROHM CO LTD	Information Technology	5.005.527	448.636
	RYOHIN KEIKAKU CO LTD	Consumer Discretionary	3.672.398	329.149
	SANKYO CO LTD	Consumer Discretionary	10.940.087	981.414
	SANTEN PHARMACEUTICAL CO LTD	Health Care	9.524	854
	SBI HOLDINGS INC	Financials	6.667.929	597.631
	SEIBU HOLDINGS INC	Industrials	5.364.013	480.764
	SEKISUI CHEMICAL CO LTD	Consumer Discretionary	1.233.587	110.564
	SEKISUI HOUSE LTD	Consumer Discretionary	29.853.094	2.676.813
	SEVEN & I HOLDINGS CO LTD	Consumer Staples	25.017.962	2.242.304
	SHIMANO INC	Consumer Discretionary	30.629.802	2.745.280
	SHIMIZU CORP	Industrials	13.453.292	1.205.788
	SHIN-ETSU CHEMICAL CO LTD	Materials	45.388.910	4.068.480
	SHINSEI BANK LTD	Financials	1.062.497	96.206
	SHIONOGI & CO LTD	Health Care	22.566.102	2.022.549
	SHISEIDO CO LTD	Consumer Staples	7.630	684
	SHOWA DENKO K K	Materials	3.851.585	345.214
	SHOWA SHELL SEKIYU KK	Energy	7.444	674
	SOFTBANK GROUP CORP	Telecommunication	48.381.718	4.336.590
	SOMPO HOLDINGS INC	Financials	10.686	958
	SONY CORP	Consumer Discretionary	76.764.318	6.882.581
	SONY FINANCIAL HOLDINGS INC	Financials	3.456.432	309.792
	STANLEY ELECTRIC CO LTD	Consumer Discretionary	661.265	59.875
	SUBARU CORP	Consumer Discretionary	8.046.251	721.167
	SUMCO CORP	Information Technology	185.515	16.798
	SUMITOMO CHEMICAL CO LTD	Materials	7.026.057	630.539
	SUMITOMO CORP	Industrials	10.982.314	984.320
	SUMITOMO ELECTRIC INDUSTRIES	Consumer Discretionary	431.513	39.010
	SUMITOMO HEAVY INDUSTRIES	Industrials	9.553.762	856.802
	SUMITOMO METAL MINING CO LTD	Materials	1.573.648	141.043
	SUMITOMO MITSUI FINANCIAL GR	Financials	38.974.788	3.494.873
	SUMITOMO MITSUI TRUST HOLDIN	Financials	1.296.579	117.401
	SUNTORY BEVERAGE & FOOD LTD	Consumer Staples	13.114.423	1.175.416
	SUZUKEN CO LTD	Health Care	201.269	18.224
	SUZUKI MOTOR CORP	Consumer Discretionary	33.690	3.020
	SYSMEX CORP	Health Care	5.446.818	488.186
	TAIHEIYO CEMENT CORP	Materials	3.656.492	327.724
	TAISEI CORP	Industrials	3.280	297
	TAKEDA PHARMACEUTICAL CO LTD	Health Care	43.653.421	3.912.693
	TDK CORP	Information Technology	1.391.028	125.953
	TEIJIN LTD	Materials	13.610.437	1.220.772
	TERUMO CORP	Health Care	14.339.782	1.285.242
	THK CO LTD	Industrials	29.927	2.682
	TOKIO MARINE HOLDINGS INC	Financials	31.814.497	2.851.465
	TOKYO CENTURY CORP	Financials	10.507.002	941.719
	TOKYO ELECTRON LTD	Information Technology	50.069.999	4.489.268
	TOKYO GAS CO LTD	Utilities	10.195.885	914.699
	TOKYU FUDOSAN HOLDINGS CORP	Real Estate	1.136.641	101.875
	TOPPAN PRINTING CO LTD	Industrials	22.844.932	2.048.555
	TOSHIBA CORP	Industrials	1.039.903	94.160
	TOSOH CORP	Materials	1.135.079	102.778
	TOYOTA INDUSTRIES CORP	Consumer Discretionary	1.347	122
	TOYOTA MOTOR CORP	Consumer Discretionary	112.287.516	10.067.834
	TOYOTA TSUSHO CORP	Industrials	4.253.647	382.362
	TSURUHA HOLDINGS INC	Consumer Staples	2.276	204
	UNICARM CORP	Consumer Staples	2.972.315	266.402
	USS CO LTD	Consumer Discretionary	17.478.374	1.566.547
	WEST JAPAN RAILWAY CO	Industrials	29.851.091	2.676.608
	YAKULT HONSHA CO LTD	Consumer Staples	6.650.704	596.088
	YAMAHA MOTOR CO LTD	Consumer Discretionary	10.990.974	985.096
	YAMAZAKI BAKING CO LTD	Consumer Staples	8.134.294	729.058
	YOKOGAWA ELECTRIC CORP	Information Technology	5.728.967	513.474
	YOKOHAMA RUBBER CO LTD	Consumer Discretionary	910.231	82.418
	Z HOLDINGS CORP	Telecommunication	1.361.198	123.252
Kina	3SBIO INC	Health Care	4.688.959	421.048
	51JOB INC-ADR	Industrials	2.047.431	183.851
	58.COM INC-ADR	Telecommunication	11.935.643	1.071.769
	AGRICULTURAL BANK OF CHINA-H	Financials	15.155.243	1.360.876
	AISINO CORP-A	Information Technology	2.652.216	238.158
	ALIBABA GROUP HOLDING-SP ADR	Consumer Discretionary	230.296.227	20.679.611


Land	Selskab/aktie	Branche	Markedsværdi i kr.	
			PenSam LIV	PenSam FORSIKRING PenSam BANK
	ANHUI CONCH CEMENT CO LTD-H	Materials	18.202.806	1.634.534
	ANTA SPORTS PRODUCTS LTD	Consumer Discretio	18.253.972	1.639.128
	BAIDU INC - SPON ADR	Telecommunication	9.140.851	820.809
	BANK OF BEIJING CO LTD -A	Financials	1.628.428	146.226
	BANK OF CHINA LTD-H	Financials	33.925.097	3.046.328
	BANK OF HANGZHOU CO LTD-A	Financials	8.571.724	769.704
	BEIJING CAPITAL INTL AIRPO-H	Industrials	12.837.291	1.152.734
	CHINA COMMUNICATIONS CONST-H	Industrials	5.632.314	505.758
	CHINA CONCH VENTURE HOLDINGS	Industrials	13.093.904	1.175.776
	CHINA CONSTRUCTION BANK-H	Financials	62.468.384	5.609.392
	CHINA FILM CO LTD-A	Telecommunication	2.906.416	260.984
	CHINA INTERNATIONAL CAPITA-H	Financials	11.331.117	1.017.486
	CHINA LITERATURE LTD	Telecommunication	2.286.791	205.344
	CHINA LONGYUAN POWER GROUP-H	Utilities	6.578.521	590.723
	CHINA MEDICAL SYSTEM HOLDING	Health Care	11.420.068	1.025.473
	CHINA NATIONAL BUILDING MA-H	Materials	27.567.482	2.475.441
	CHINA PACIFIC INSURANCE GR-H	Financials	1.683.849	151.202
	CHINA RAILWAY CONSTRUCTION-H	Industrials	12.608.765	1.132.213
	CHINA RAILWAY GROUP LTD-H	Industrials	3.576.663	321.169
	CHINA TELECOM CORP LTD-H	Telecommunication	9.406.831	844.693
	CHINA UNITED NETWORK-A	Telecommunication	2.106.792	189.181
	CHINA VANKE CO LTD-H	Real Estate	12.343.929	1.108.432
	CNOOC LTD	Energy	49.189.888	4.417.040
	COUNTRY GARDEN SERVICES HOLD	Industrials	4.031.365	361.999
	CSPC PHARMACEUTICAL GROUP LT	Health Care	23.642.774	2.123.019
	DHC SOFTWARE CO LTD -A	Information Technol	2.132.864	191.522
	GREE ELECTRIC APPLIANCES I-A	Consumer Discretio	2.331.933	209.398
	GUANGZHOU KINGMED DIAGNOST-A	Health Care	3.685.721	330.962
	HAITONG SECURITIES CO LTD-H	Financials	10.671.753	958.278
	HENGLI PETROCHEMICAL CO L-A	Materials	7.270.952	652.900
	HUANENG RENEWABLES CORP-H	Utilities	10.004.695	898.379
	HUATAI SECURITIES CO LTD-H	Financials	8.916.426	800.657
	IND & COMM BK OF CHINA-H	Financials	41.809.341	3.754.299
	INDUSTRIAL BANK CO LTD -A	Financials	12.777.907	1.147.401
	INNER MONGOLIA YILI INDUS-A	Consumer Staples	3.671.770	329.709
	JD.COM INC-ADR	Consumer Discretio	15.098.566	1.355.786
	JIANGSU EXPRESS CO LTD-H	Industrials	7.481.272	671.786
	KWEICHOW MOUTAI CO LTD-A	Consumer Staples	15.796.721	1.418.478
	LONGFOR GROUP HOLDINGS LTD	Real Estate	18.143.445	1.629.203
	NETEASE INC-ADR	Telecommunication	18.000.418	1.616.360
	NEW CHINA LIFE INSURANCE C-H	Financials	1.758.678	157.922
	NEW ORIENTAL EDUCATIO-SP ADR	Consumer Discretio	2.019.438	181.337
	PINDUODUO INC-ADR	Consumer Discretio	5.423.174	486.978
	PING AN INSURANCE GROUP CO-H	Financials	79.201.035	7.111.912
	SANY HEAVY INDUSTRY CO LTD-A	Industrials	6.083.664	546.287
	SHANDONG WEIGAO GP MEDICAL-H	Health Care	2.400.421	215.547
	SHANGHAI CONSTRUCTION GROU-A	Industrials	4.211.307	378.157
	SHANGHAI INTERNATIONAL AIR-A	Industrials	1.732.463	155.568
	SHANGHAI PHARMACEUTICALS-H	Health Care	7.127.171	639.989
	SHANGHAI TUNNEL ENGINEERIN-A	Industrials	4.725.621	424.340
	SHENZHOU INTERNATIONAL GROUP	Consumer Discretio	20.089.351	1.803.937
	SINOPHARM GROUP CO-H	Health Care	13.268.196	1.191.427
	SINOTRUK HONG KONG LTD	Industrials	5.013.701	450.209
	SUNAC CHINA HOLDINGS LTD	Real Estate	19.076.033	1.712.946
	SUNING.COM CO LTD-A	Consumer Discretio	5.392.693	484.241
	TASLY PHARMACEUTICAL GROUP-A	Health Care	5.308.777	476.705
	TENCENT HOLDINGS LTD	Telecommunication	186.822.509	16.775.858
	TENCENT MUSIC ENTERTAINM-ADR	Telecommunication	2.616.024	234.908
	TINGYI (CAYMAN ISLN) HLDG CO	Consumer Staples	7.378.220	662.532
	TSINGTAO BREWERY CO LTD-H	Consumer Staples	5.578.562	500.931
	WEIBO CORP-SPON ADR	Telecommunication	5.997.457	538.546
	WEICHAI POWER CO LTD-H	Industrials	8.411.660	755.331
	WUHU SANQI INTERACTIVE ENT-A	Telecommunication	3.524.000	316.440
	XCMG CONSTRUCTION MACHIN-A	Industrials	9.226.464	828.497
	YANGZJIANG SHIPBUILDING	Industrials	2.078.266	185.700
	YIHAI INTERNATIONAL HOLDING	Consumer Staples	4.189.563	376.205
	YUM CHINA HOLDINGS INC	Consumer Discretio	19.329.094	1.735.669
	ZHEJIANG EXPRESSWAY CO-H	Industrials	7.154.281	642.424
	ZOOMLION HEAVY INDUSTRY - H	Industrials	5.350.921	480.490
Luxembourg	ARCELORMITTAL	Materials	3.716.916	335.589
	AROUNDTOWN SA	Real Estate	23.833.888	2.144.201
	EUROFINS SCIENTIFIC	Health Care	1.849.032	166.944
	MILLICOM INTL CELLULAR-SDR	Telecommunication	3.036.016	273.532
	SES	Telecommunication	1.612.907	145.625
	TENARIS SA	Energy	8.926.125	803.294
Macao	SANDS CHINA LTD	Consumer Discretio	2.208.175	196.281
Malaysia	AMMB HOLDINGS BHD	Financials	7.074.813	635.288
	FRASER & NEAVE HOLDINGS BHD	Consumer Staples	6.260.842	562.197
	GENTING BHD	Consumer Discretio	4.952.003	444.669
	HONG LEONG FINANCIAL GROUP	Financials	5.256.692	472.028
	MALAYSIA AIRPORTS HLDGS BHD	Industrials	11.842.467	1.063.403
	PETRONAS CHEMICALS GROUP BHD	Materials	6.767.530	607.695
	RHB BANK BHD	Financials	14.300.851	1.284.155
	TELEKOM MALAYSIA BHD	Telecommunication	5.385.096	483.558
	WESTPORTS HOLDINGS BHD	Industrials	6.272.314	563.227
Mexico	AMERICA MOVIL SAB DE C-SER L	Telecommunication	19.683.756	1.767.517
	ARCA CONTINENTAL SAB DE CV	Consumer Staples	11.576.220	1.039.495
	COCA-COLA FEMSA SAB DE CV	Consumer Staples	18.466.562	1.658.218
	FIBRA UNO ADMINISTRACION SA	Real Estate	27.702.256	2.487.543
	GRUPO AEROPORT DEL PACIFIC-B	Industrials	2.622.182	235.461
	GRUPO FINANCIERO BANORTE-O	Financials	12.026.688	1.079.945
New Zealand	A2 MILK CO LTD	Consumer Staples	9.530.576	847.159




Land	Selskab/aktie	Branche	Markedsværdi i kr.	
				
				
	AUCKLAND INTL AIRPORT LTD	Industrials	4.665.398	414.700
	FISHER & PAYKEL HEALTHCARE C	Health Care	9.679.163	860.366
	MERCURY NZ LTD	Utilities	1.537.615	136.676
	MERIDIAN ENERGY LTD	Utilities	8.499.111	755.473
Norge	SPARK NEW ZEALAND LTD	Telecommunication	12.686.043	1.127.643
	DNB ASA	Financials	37.281.681	3.355.575
	GJENSIDIGE FORSIKRING ASA	Financials	1.482.782	133.853
	MOWI ASA	Consumer Staples	3.521.965	317.988
	NORSK HYDRO ASA	Materials	1.502.069	135.618
	ORKLA ASA	Consumer Staples	30.808.339	2.772.216
	SCHIBSTED ASA-B SHS	Telecommunication	780.554	70.474
	SCHIBSTED ASA-CL A	Telecommunication	1.678	151
	TELENOR ASA	Telecommunication	16.624.102	1.496.535
	YARA INTERNATIONAL ASA	Materials	11.752.613	1.057.690
Philippinerne	BDO UNIBANK INC	Financials	2.041.069	183.279
	GLOBE TELECOM INC	Telecommunication	12.539.620	1.126.004
	INTL CONTAINER TERM SVCS INC	Industrials	1.784.832	160.270
	MEGAWORLD CORP	Real Estate	2.135.109	191.724
	METRO PACIFIC INVESTMENTS CO	Financials	4.465.105	400.947
	OIL & GAS DEVELOPMENT CO LTD	Energy	17.127.276	1.537.956
	PLDT INC	Telecommunication	6.982.448	626.994
Polen	GRUPA LOTOS SA	Energy	5.476.030	491.724
	LPP SA	Consumer Discretionary	1.284	115
	POLSKI KONCERN NAFTOWY ORLEN	Energy	13.036.856	1.170.654
	POWSZECHNY ZAKLAD UBEZPIECZE	Financials	7.015.372	629.950
Portugal	BANCO COMERCIAL PORTUGUES-R	Financials	13.852	1.248
	BANCO ESPIRITO SANTO-REG	Financials	144	13
	EDP-ENERGIAS DE PORTUGAL SA	Utilities	3.515.619	317.407
	JERONIMO MARTINS	Consumer Staples	1.201.288	108.461
	PHAROL SGPS SA	Telecommunication	23.731	2.143
Qatar	COMMERCIAL BANK PSQC	Financials	9.364.109	840.857
	NEPI ROCKCASTLE PLC	Real Estate	8.064.952	724.198
	QATAR ELECTRICITY & WATER CO	Utilities	1.225.156	110.014
	QATAR INSURANCE CO	Financials	6.717.833	603.232
Rusland	ALROSA PJSC	Materials	8.024.802	720.593
	EVRAZ PLC	Materials	757.439	68.387
	MAGNIT PJSC	Consumer Staples	11.182.319	1.004.124
	MAGNITOGORSK IRON & STEEL WO	Materials	11.944.412	1.072.557
	MMC NORILSK NICKEL PJSC-ADR	Materials	26.410.642	2.371.562
	MOBILE TELESYSTEMS PJSC	Telecommunication	12.087.058	1.085.366
	NOVATEK PJSC-SPONS GDR REG S	Energy	41.496.544	3.726.211
	TATNEFT PJSC	Energy	51.113.610	4.589.782
Schweiz	ABB LTD-REG	Industrials	14.871.936	1.342.573
	ADECCO GROUP AG-REG	Industrials	4.655.278	420.526
	ALCON INC	Health Care	20.964.323	1.888.156
	BALOISE HOLDING AG - REG	Financials	3.773.322	340.966
	BARRY CALLEBAUT AG-REG	Consumer Staples	6.179.710	556.381
	CHOCOLADEFABRIKEN LINDT-PC	Consumer Staples	2.628.689	237.337
	CHOCOLADEFABRIKEN LINDT-REG	Consumer Staples	2.716.542	245.269
	CHUBB LTD	Financials	88.040.723	7.919.174
	CIE FINANCIERE RICHEMONT-REG	Consumer Discretionary	41.767.718	3.760.788
	CLARIANT AG-REG	Materials	1.298.254	117.216
	COCA-COLA HBC AG-DI	Consumer Staples	3.303.263	298.535
	CREDIT SUISSE GROUP AG-REG	Financials	10.714.480	967.379
	DUFREY AG-REG	Consumer Discretionary	1.142.864	103.186
	EMS-CHEMIE HOLDING AG-REG	Materials	1.842.411	166.346
	GEBERIT AG-REG	Industrials	6.463.946	583.611
	GIVAUDAN-REG	Materials	9.106.196	822.171
	JULIUS BAER GROUP LTD	Financials	3.359.848	303.351
	KUEHNE + NAGEL INTL AG-REG	Industrials	3.049.983	275.279
	LAFARGEHOLCIM LTD-REG	Materials	9.448.621	853.443
	LONZA GROUP AG-REG	Health Care	36.871.555	3.318.762
	NESTLE SA-REG	Consumer Staples	275.950.342	24.857.617
	NOVARTIS AG-REG	Health Care	138.544.905	12.485.570
	NOVARTIS AG-SPONSORED ADR	Health Care	2.369.827	213.154
	PARGESA HOLDING SA-BR	Financials	29.674.326	2.668.977
	PARTNERS GROUP HOLDING AG	Financials	24.994.365	2.249.604
	ROCHE HOLDING AG-GENUSSSCHEIN	Health Care	200.345.630	18.045.880
	SCHINDLER HOLDING AG-REG	Industrials	1.500.628	135.487
	SCHINDLER HOLDING-PART CERT	Industrials	3.429.813	309.668
	SGS SA-REG	Industrials	4.964.620	448.241
	SIKA AG-BR	Materials	62.932	5.659
	SIKA AG-REG	Materials	7.443.068	672.014
	SONOVA HOLDING AG-REG	Health Care	18.850.356	1.696.676
	STMICROELECTRONICS NV	Information Technology	5.684.126	513.203
	STRAUMANN HOLDING AG-REG	Health Care	2.960.331	267.280
	SWATCH GROUP AG/THE-BR	Consumer Discretionary	24.527.858	2.206.751
	SWATCH GROUP AG/THE-REG	Consumer Discretionary	892.843	80.612
	SWISS LIFE HOLDING AG-REG	Financials	23.270.513	2.095.495
	SWISS PRIME SITE-REG	Real Estate	2.577.683	232.731
	SWISS RE AG	Financials	13.416.441	1.211.587
	SWISSCOM AG-REG	Telecommunication	5.560.027	502.285
	SYNGENTA AG-2ND LINE	Materials	761	69
	SYNGENTA AG-REG	Materials	60.215	5.437
	TE CONNECTIVITY LTD	Information Technology	47.262.749	4.245.361
	TEMENOS AG - REG	Information Technology	23.736.569	2.135.756
	UBS GROUP AG-REG	Financials	26.839.758	2.418.891
	VIFOR PHARMA AG	Health Care	2.447.919	221.015
	ZURICH INSURANCE GROUP AG	Financials	22.187.331	2.003.812
Singapore	CAPITALAND LTD	Real Estate	6.377.277	566.867
	CITY DEVELOPMENTS LTD	Real Estate	3.189.055	284.253
	COMFORTDELGRO CORP LTD	Industrials	1.956.662	173.925









Land	Selskab/aktie	Branche	Markedsværdi i kr.	
				
				
	DBS GROUP HOLDINGS LTD	Financials	30.517.650	2.715.432
	GENTING SINGAPORE LTD	Consumer Discretio	6.360.253	565.353
	JARDINE CYCLE & CARRIAGE LTD	Consumer Discretio	4.957.958	440.705
	OVERSEA-CHINESE BANKING CORP	Financials	29.057.305	2.582.860
	SATS LTD	Industrials	4.928.025	438.045
	SINGAPORE EXCHANGE LTD	Financials	6.676.033	593.423
	SINGAPORE TECH ENGINEERING	Industrials	4.279.317	382.300
	SINGAPORE TELECOMMUNICATIONS	Telecommunication	2.296.801	204.159
	UNITED OVERSEAS BANK LTD	Financials	20.657.250	1.837.106
Spanien	ABERTIS INFRAESTRUCTURAS SA	Industrials	2.641.553	238.499
	ACS ACTIVIDADES CONS Y SERV	Industrials	4.180.854	377.759
	AENA SME SA	Industrials	39.020.463	3.510.840
	AMADEUS IT GROUP SA	Information Technol	48.039.749	4.324.088
	BANCO BILBAO VIZCAYA ARGENTA	Financials	42.390.674	3.816.401
	BANCO DE SABADELL SA	Financials	2.216.085	200.084
	BANCO POPULAR ESPANOL	Financials	8.882	802
	BANCO SANTANDER SA	Financials	29.003.773	2.616.396
	BANKIA SA	Financials	801.253	72.343
	BANKINTER SA	Financials	1.488.368	134.380
	CAIXABANK SA	Financials	3.546.810	320.227
	CELLNEX TELECOM SA	Telecommunication	3.441.233	310.699
	DISTRIBUIDORA INTERNACIONAL	Consumer Staples	99.902	8.989
	ENAGAS SA	Utilities	1.994.428	180.126
	ENDESA SA	Utilities	3.874.908	350.172
	FERROVIAL SA	Industrials	4.602.215	415.520
	GRIFOLS SA	Health Care	3.376.836	304.885
	IBERDROLA SA	Utilities	70.150.450	6.316.675
	INDITEX	Consumer Discretio	902	82
	INDUSTRIA DE DISENO TEXTIL	Consumer Discretio	36.626.723	3.298.107
	MAPFRE SA	Financials	840.037	75.846
	NATURGY ENERGY GROUP SA	Utilities	2.375.043	214.430
	RED ELECTRICA CORPORACION SA	Utilities	3.086.481	278.736
	REPSOL SA	Energy	35.979.730	3.239.208
	SIEMENS GAMESA RENEWABLE ENE	Industrials	1.348.960	121.794
	TELEFONICA SA	Telecommunication	39.773.979	3.580.629
Storbritannien	3I GROUP PLC	Financials	41.579.072	3.741.602
	ADMIRAL GROUP PLC	Financials	1.801.039	162.610
	ANGLO AMERICAN PLC	Materials	47.627.708	4.287.453
	AON PLC	Financials	853.890	77.317
	ASHTREAD GROUP PLC	Industrials	32.924.988	2.963.092
	ASSOCIATED BRITISH FOODS PLC	Consumer Staples	3.819.257	344.829
	ASTRAZENECA PLC	Health Care	92.651.741	8.347.495
	AUTO TRADER GROUP PLC	Telecommunication	21.428.345	1.927.807
	AVEVA GROUP PLC	Information Technol	1.252.368	113.073
	AVIVA PLC	Financials	34.329.430	3.089.522
	BARCLAYS PLC	Financials	17.529.753	1.581.266
	BARRATT DEVELOPMENTS PLC	Consumer Discretio	4.464.045	403.389
	BERKELEY GROUP HOLDINGS/THE	Consumer Discretio	3.607.277	326.008
	BP PLC	Energy	84.368.530	7.603.164
	BP PLC-SPONS ADR	Energy	12.480.428	1.122.553
	BRITISH LAND CO PLC	Real Estate	2.304.172	208.037
	BT GROUP PLC	Telecommunication	31.367.356	2.823.231
	BUNZL PLC	Industrials	2.883.532	260.346
	BURBERRY GROUP PLC	Consumer Discretio	4.024.935	363.463
	CAPRI HOLDINGS LTD	Consumer Discretio	19.999.332	1.796.433
	CENTRICA PLC	Utilities	2.053.583	185.412
	CNH INDUSTRIAL NV	Industrials	9.721.961	875.644
	COCA-COLA EUROPEAN PARTNERS	Consumer Staples	7.425.412	668.450
	COMPASS GROUP PLC	Consumer Discretio	33.069.431	2.979.124
	CRODA INTERNATIONAL PLC	Materials	2.745.240	247.860
	DIAGEO PLC	Consumer Staples	100.297.354	9.032.708
	DIRECT LINE INSURANCE GROUP	Financials	1.655.900	149.506
	EASYJET PLC	Industrials	1.003.523	90.605
	FERGUSON PLC	Industrials	43.885.343	3.949.769
	FIAT CHRYSLER AUTOMOBILES NV	Consumer Discretio	4.984.316	450.019
	G4S PLC	Industrials	1.295.103	116.931
	GLAXOSMITHKLINE PLC	Health Care	106.998.180	9.637.307
	HALMA PLC	Information Technol	3.208.033	289.644
	HAMMERSON PLC	Real Estate	1.128	102
	HARGREAVES LANSDOWN PLC	Financials	2.276.414	205.531
	HSBC HOLDINGS PLC	Financials	106.982.739	9.639.461
	INFORMA PLC	Telecommunication	4.346.733	392.454
	INTERCONTINENTAL HOTELS GROU	Consumer Discretio	3.660.476	330.494
	INTERTEK GROUP PLC	Industrials	3.850.456	347.646
	INTL CONSOLIDATED AIRLINE-DI	Industrials	28.566	2.579
	ITV PLC	Telecommunication	2.646.002	239.039
	JD SPORTS FASHION PLC	Consumer Discretio	1.362.025	122.973
	JOHNSON MATTHEY PLC	Materials	16.333.972	1.469.767
	KINGFISHER PLC	Consumer Discretio	26.084.417	2.346.461
	LAND SECURITIES GROUP PLC	Real Estate	3.045.392	274.960
	LEGAL & GENERAL GROUP PLC	Financials	13.449.538	1.212.206
	LINDE PLC	Materials	100.513.172	9.041.356
	LLOYDS BANKING GROUP PLC	Financials	41.201.386	3.711.897
	LONDON STOCK EXCHANGE GROUP	Financials	9.888.958	892.845
	M&G PLC	Financials	4.036.653	363.911
	MARKS & SPENCER GROUP PLC	Consumer Discretio	1.591.673	143.707
	MEGGITT PLC	Industrials	3.895.664	352.073
	MELROSE INDUSTRIES PLC	Industrials	4.729.901	427.049
	MICRO FOCUS INTERNATIONAL	Information Technol	8.502.114	765.117
	MONDI PLC	Materials	35.403.559	3.185.027
	NATIONAL GRID PLC	Utilities	14.071.939	1.270.714
	NEXT PLC	Consumer Discretio	4.425.310	399.604

Land	Selskab/aktie	Branche	Markedsværdi i kr.	
				
				
	OCADO GROUP PLC	Consumer Discretio	2.314.978	209.013
	PEARSON PLC	Telecommunication	2.096.725	189.307
	PENTAIR PLC	Industrials	749.662	67.879
	PERSIMMON PLC	Consumer Discretio	3.438.805	310.480
	PRUDENTIAL PLC	Financials	24.658.978	2.223.051
	RECKITT BENCKISER GROUP PLC	Consumer Staples	17.556.383	1.585.114
	RELX PLC	Industrials	48.695.634	4.385.729
	RENTOKIL INITIAL PLC	Industrials	3.385.029	305.624
	RIO TINTO LTD	Materials	27.963.970	2.487.172
	RIO TINTO PLC	Materials	78.803.989	7.095.389
	ROYAL BANK OF SCOTLAND GROUP	Financials	4.641.474	419.065
	RSA INSURANCE GROUP PLC	Financials	2.467.273	222.763
	SAGE GROUP PLC/THE	Information Technol	3.536.127	319.266
	SAINSBURY (J) PLC	Consumer Staples	1.555.107	140.406
	SCHRODERS PLC	Financials	1.599.694	144.432
	SEGRO PLC	Real Estate	4.000.149	361.167
	SEVERN TRENT PLC	Utilities	2.570.061	232.043
	SMITH & NEPHEW PLC	Health Care	7.970.802	720.051
	SMITHS GROUP PLC	Industrials	4.014.041	362.732
	SPIRAX-SARCO ENGINEERING PLC	Industrials	2.629.200	237.383
	SSE PLC	Utilities	6.110.095	551.662
	ST JAMES'S PLACE PLC	Financials	2.845.220	256.886
	STANDARD CHARTERED PLC	Financials	27.791.937	2.502.220
	STANDARD LIFE ABERDEEN PLC	Financials	4.591.414	414.888
	TAYLOR WIMPEY PLC	Consumer Discretio	2.943.106	265.801
	TECHNIPFMC PLC	Energy	21.387	1.931
	TESCO PLC	Consumer Staples	10.918.782	986.050
	UNILEVER NV	Consumer Staples	90.389.501	8.139.259
	UNILEVER PLC	Consumer Staples	74.824.860	6.736.750
	UNITED UTILITIES GROUP PLC	Utilities	3.929.157	355.058
	VODAFONE GROUP PLC	Telecommunication	28.266.118	2.547.838
	WEIR GROUP PLC/THE	Industrials	1.873.865	169.186
	WHITBREAD PLC	Consumer Discretio	3.232.820	291.882
	WILLIS TOWERS WATSON PLC	Financials	61.427.179	5.525.978
	WM MORRISON SUPERMARKETS	Consumer Staples	1.972.170	178.061
	WPP PLC	Telecommunication	5.417.000	489.085
Sverige	ALFA LAVAL AB	Industrials	2.410.043	217.596
	ASSA ABLOY AB-B	Industrials	7.068.204	638.167
	ATLAS COPCO AB-A SHS	Industrials	9.427.835	851.576
	ATLAS COPCO AB-B SHS	Industrials	4.787.626	432.327
	BOLIDEN AB	Materials	3.212.006	290.287
	ELECTROLUX AB-SER B	Consumer Discretio	1.729.399	156.142
	EPIROC AB-A	Industrials	2.627.315	237.212
	EPIROC AB-B	Industrials	1.328.107	119.911
	ERICSSON LM-B SHS	Information Technol	35.001.601	3.150.963
	ESSITY AKTIEBOLAG-B	Consumer Staples	5.906.218	533.255
	HENNES & MAURITZ AB-B SHS	Consumer Discretio	5.067.639	457.542
	HEXAGON AB-B SHS	Information Technol	4.528.210	408.839
	HUSQVARNA AB-B SHS	Consumer Discretio	1.237.221	111.705
	ICA GRUPPEN AB	Consumer Staples	1.271.894	114.836
	INDUSTRIVARDEN AB-C SHS	Financials	10.870.863	978.124
	INVESTOR AB-B SHS	Financials	28.877.015	2.599.605
	KINNEVIK AB - B	Financials	1.684.100	152.052
	LUNDBERGS AB-B SHS	Financials	1.391.066	125.595
	LUNDIN PETROLEUM AB	Energy	2.936.026	265.367
	SANDVIK AB	Industrials	44.961.110	4.046.254
	SECURITAS AB-B SHS	Industrials	1.582.682	142.896
	SKANDINAVISKA ENSKILDA BAN-A	Financials	5.910.401	533.966
	SKANSKA AB-B SHS	Industrials	3.101.838	280.277
	SKF AB-B SHARES	Industrials	2.234.875	201.780
	SVENSKA HANDELSBANKEN-A SHS	Financials	4.969.656	448.696
	SWEDBANK AB - A SHARES	Financials	4.062.584	366.799
	TELE2 AB-B SHS	Telecommunication	2.256.458	203.729
	TELIA CO AB	Telecommunication	4.174.989	377.064
	VOLVO AB-B SHS	Industrials	46.545.543	4.188.957
Sydafrika	ABSA GROUP LTD	Financials	7.702.208	691.625
	ANGLO AMERICAN PLATINUM LTD	Materials	21.333.152	1.915.625
	FIRSTRAND LTD	Financials	26.931.391	2.418.323
	GOLD FIELDS LTD	Materials	16.412.880	1.473.806
	KUMBA IRON ORE LTD	Materials	7.240.653	650.179
	NASPERS LTD-N SHS	Consumer Discretio	47.315.049	4.248.688
	NEDBANK GROUP LTD	Financials	5.923.471	531.902
	OLD MUTUAL LTD	Financials	14.306.579	1.284.669
	RMB HOLDINGS LTD	Financials	16.219.454	1.456.437
	STANDARD BANK GROUP LTD	Financials	21.878.657	1.964.609
Sydkorea	TELKOM SA SOC LTD	Telecommunication	4.416.335	396.568
	BNK FINANCIAL GROUP INC	Financials	8.049.050	722.770
	CJ CORP	Industrials	10.490.838	942.032
	CJ CORP-CONVERT PREF	Industrials	728.843	65.447
	COWAY CO LTD	Consumer Discretio	11.648.652	1.045.999
	DAELIM INDUSTRIAL CO LTD	Industrials	8.181.950	734.704
	DOOSAN BOBCAT INC	Industrials	3.905.073	350.659
	FILA HOLDINGS CORP	Consumer Discretio	7.300.919	655.591
	GS ENGINEERING & CONSTRUCT	Industrials	6.600.186	592.668
	HANMI PHARM CO LTD	Health Care	5.838.852	524.304
	HDC HYUNDAI DEVELOPMENT CO-E	Industrials	1.993.572	179.014
	HOTEL SHILLA CO LTD	Consumer Discretio	11.842.156	1.063.375
	HYUNDAI MOBIS CO LTD	Consumer Discretio	14.832.766	1.331.919
	KB FINANCIAL GROUP INC	Financials	24.099.391	2.164.022
	KOREA AEROSPACE INDUSTRIES	Industrials	5.468.860	491.080
	KOREA GAS CORPORATION	Utilities	3.512.273	315.387
	KOREA ZINC CO LTD	Materials	3.289.278	295.363




Land	Selskab/aktie	Branche	Markedsværdi i kr.	
			PenSam <sup>LIV</sup>	
				PenSam <sup>FORSIKRING</sup>
				PenSam <sup>BANK</sup>
	KUMHO PETROCHEMICAL CO LTD	Materials	3.690.915	331.428
	LG ELECTRONICS INC	Consumer Discretio	9.044.356	812.144
	LG HOUSEHOLD & HEALTH CARE	Consumer Staples	15.657.775	1.406.001
	LG UPLUS CORP	Telecommunication	4.781.500	429.358
	LOTTE CHEMICAL CORP	Materials	14.387.107	1.291.900
	NCISOFT CORP	Telecommunication	10.981.743	986.113
	ORION CORP/REPUBLIC OF KOREA	Consumer Staples	6.390.092	573.803
	PAN OCEAN CO LTD	Industrials	4.103.682	368.493
	PEARL ABYSS CORP	Telecommunication	2.962.520	266.022
	S-1 CORPORATION	Industrials	3.873.281	347.804
	SAMSUNG C&T CORP	Industrials	12.082.192	1.084.929
	SAMSUNG ELECTRONICS CO LTD	Information Technol	137.451.982	12.342.597
	SAMSUNG ELECTRONICS-PREF	Information Technol	60.951.344	5.473.169
	SAMSUNG SDS CO LTD	Information Technol	3.085.615	277.075
	SHINHAN FINANCIAL GROUP LTD	Financials	25.489.099	2.288.811
	SK HYNIX INC	Information Technol	46.085.127	4.138.246
	SK TELECOM	Telecommunication	6.041.142	542.469
Taiwan	WOORI FINANCIAL GROUP INC	Financials	4.400.650	395.159
	ASIA CEMENT CORP	Materials	13.925.938	1.250.489
	ASUSTEK COMPUTER INC	Information Technol	5.580	501
	CATCHER TECHNOLOGY CO LTD	Information Technol	4.562	410
	CATHAY FINANCIAL HOLDING CO	Financials	13.159.115	1.181.632
	CHAILEASE HOLDING CO LTD	Financials	27.608.208	2.479.098
	CHINA LIFE INSURANCE CO LTD	Financials	15.008.302	1.347.681
	CHUNGHWA TELECOM CO LTD	Telecommunication	7.415	666
	COMPAL ELECTRONICS	Information Technol	25.540	2.293
	CTBC FINANCIAL HOLDING CO LT	Financials	11.117.826	998.333
	DELTA ELECTRONICS INC	Information Technol	9.759	876
	FAR EASTERN NEW CENTURY CORP	Industrials	1.896.773	170.322
	FENG TAY ENTERPRISE CO LTD	Consumer Discretio	8.125.621	729.646
	FORMOSA PLASTICS CORP	Materials	10.610.048	952.737
	FUBON FINANCIAL HOLDING CO	Financials	23.889.737	2.145.196
	GIANT MANUFACTURING	Consumer Discretio	8.979.792	806.347
	HON HAI PRECISION INDUSTRY	Information Technol	27.517.698	2.470.971
	LARGAN PRECISION CO LTD	Information Technol	22.403.146	2.011.706
	LITE-ON TECHNOLOGY CORP	Information Technol	4.619	415
	MEDIATEK INC	Information Technol	23.096	2.074
	POWERTECH TECHNOLOGY INC	Information Technol	5.284.698	474.543
	QUANTA COMPUTER INC	Information Technol	65.723	5.902
	RADIANT OPTO-ELECTRONICS COR	Information Technol	18.454	1.657
	RUENTEX DEVELOPMENT CO LTD	Real Estate	19.454	1.747
	SILICONWARE PRECISION INDS	Information Technol	24.012	2.156
	TAIWAN CEMENT	Materials	13.225.636	1.187.605
	TAIWAN MOBILE CO LTD	Telecommunication	27.124	2.436
	TAIWAN SEMICONDUCTOR MANUFAC	Information Technol	214.217.204	19.235.784
	U-MING MARINE TRANSPORT CORP	Industrials	12.464	1.119
	VANGUARD INTERNATIONAL SEMI	Information Technol	7.380.839	662.768
	WISTRON CORP	Information Technol	12.950	1.163
Thailand	YUANTA FINANCIAL HOLDING CO	Financials	30.942.825	2.778.533
	ADVANCED INFO SERVICE-FOR RG	Telecommunication	27.733.060	2.490.310
	BANGKOK BANK PCL-FOREIGN REG	Financials	2.279.557	204.694
	CHAROEN POKPHAND FOOD-FORGN	Consumer Staples	14.145.116	1.270.171
	HOME PRODUCT CENTER PCL-FOR	Consumer Discretio	23.390.407	2.100.358
	INDORAMA VENTURES-FOREIGN	Materials	2.876.351	258.284
	KRUNG THAI BANK PUB CO-FOREI	Financials	1.679.371	150.800
	SIAM CEMENT PUB CO-FOR REG	Materials	6.711.485	602.663
Tyrkiet	ANADOLU EFES BIRACILIK VE	Consumer Staples	1.981.515	177.932
	KOC HOLDING AS	Industrials	8.032.540	721.288
	TURKCELL ILETISIM HIZMET AS	Telecommunication	5.615.407	504.239
Tyskland	1&1 DRILLISCH AG	Telecommunication	1.105	100
	ADIDAS AG	Consumer Discretio	66.712.639	6.005.970
	ALLIANZ SE-REG	Financials	96.863.778	8.724.451
	AXEL SPRINGER SE	Telecommunication	20.505	1.852
	BASF SE	Materials	51.334.570	4.624.519
	BAYER AG-REG	Health Care	24.573.827	2.218.710
	BAYERISCHE MOTOREN WERKE AG	Consumer Discretio	10.337.524	933.600
	BAYERISCHE MOTOREN WERKE-PRF	Consumer Discretio	1.018.804	91.985
	BEIERSDORF AG	Consumer Staples	3.753.635	338.897
	BRENTAG AG	Industrials	2.502.809	225.972
	CARL ZEISS MEDITEC AG - BR	Health Care	1.468.658	132.601
	CECONOMY AG	Consumer Discretio	134.661	12.122
	COMMERZBANK AG	Financials	1.949.691	176.032
	CONTINENTAL AG	Consumer Discretio	10.263.263	924.541
	COVESTRO AG	Materials	3.570.557	322.505
	DAIMLER AG-REGISTERED SHARES	Consumer Discretio	16.316.739	1.473.115
	DELIVERY HERO SE	Consumer Discretio	2.761.339	249.313
	DEUTSCHE BANK AG-REGISTERED	Financials	4.753.710	429.197
	DEUTSCHE BOERSE AG	Financials	9.211.220	831.654
	DEUTSCHE LUFTHANSA-REG	Industrials	1.293.115	116.752
	DEUTSCHE POST AG-REG	Industrials	11.615.851	1.048.761
	DEUTSCHE TELEKOM AG-REG	Telecommunication	18.586.612	1.678.608
	DEUTSCHE WOHNEN SE	Real Estate	30.653.551	2.758.226
	E.ON SE	Utilities	8.941.777	807.692
	EVONIK INDUSTRIES AG	Materials	2.823.116	255.183
	FRAPORT AG FRANKFURT AIRPORT	Industrials	16.442.732	1.479.043
	FRESENIUS MEDICAL CARE AG &	Health Care	29.301.944	2.636.846
	FRESENIUS SE & CO KGAA	Health Care	18.481.113	1.665.393
	FUCHS PETROLUB SE -PREF	Materials	996.601	89.980
	GEA GROUP AG	Industrials	1.675.889	151.311
	HANNOVER RUECK SE	Financials	4.731.640	427.532
	HENKEL AG & CO KGAA	Consumer Staples	3.079.509	278.003
	HENKEL AG & CO KGAA VORZUG	Consumer Staples	5.807.592	524.352

Land	Selskab/aktie	Branche	Markedsværdi i kr.	
				
				
	HOCHTIEF AG	Industrials	5.931.117	533.689
	HUGO BOSS AG -ORD	Consumer Discretio	94.789	8.548
	INFINEON TECHNOLOGIES AG	Information Technol	8.764.498	791.321
	INNOGY SE	Utilities	10.244	925
	K+S AG-REG	Materials	103.217	9.291
	KION GROUP AG	Industrials	1.426.943	128.834
	KNORR-BREMSE AG	Industrials	1.317.108	118.918
	LANXESS AG	Materials	10.249.018	922.301
	LINDE AG	Materials	116.201	10.492
	MAN SE	Industrials	40.640	3.669
	MCKESSON EUROPE AG	Health Care	702	63
	MERCK KGAA	Health Care	6.173.985	557.739
	METRO AG	Consumer Staples	1.908.336	172.546
	MTU AERO ENGINES AG	Industrials	33.633.167	3.027.209
	MUENCHENER RUECKVER AG-REG	Financials	34.587.243	3.116.492
	OSRAM LICHT AG	Industrials	34.564	3.118
	PORSCHE AUTOMOBIL HLDG-PRF	Consumer Discretio	3.703.506	334.363
	PROSIEBENSAT.1 MEDIA SE	Telecommunication	112.838	10.194
	PUMA SE	Consumer Discretio	1.805.091	162.976
	RHEINMETALL AG	Industrials	1.543	139
	SAP SE	Information Technol	82.654.211	7.448.621
	SARTORIUS AG-VORZUG	Health Care	8.895.509	800.758
	SCHAEFFLER AG - PREF	Consumer Discretio	8.641	780
	SIEMENS AG-REG	Industrials	52.993.113	4.778.810
	SIEMENS HEALTHINEERS AG	Health Care	2.100.622	189.659
	SYMRISE AG	Materials	4.034.870	364.296
	TELEFONICA DEUTSCHLAND HOLDI	Telecommunication	583.104	52.647
	THYSSENKRUPP AG	Materials	1.758.900	158.806
	TUI AG-DI	Consumer Discretio	2.020.727	182.417
	UNIPER SE	Utilities	1.953.593	176.384
	UNITED INTERNET AG-REG SHARE	Telecommunication	1.206.565	108.939
	VOLKSWAGEN AG	Consumer Discretio	2.184.253	197.223
	VOLKSWAGEN AG-PREF	Consumer Discretio	12.606.871	1.138.543
	VONOVIA SE	Real Estate	13.420.030	1.209.752
	WIRECARD AG	Information Technol	12.447.865	1.120.956
	ZALANDO SE	Consumer Discretio	2.055.097	185.549
USA	3M CO	Industrials	2.902.639	262.824
	ABBOTT LABORATORIES	Health Care	41.779.868	3.760.191
	ABBVIE INC	Health Care	201.123.654	18.086.204
	ACTIVISION BLIZZARD INC	Telecommunication	16.214.987	1.458.846
	ADOBE INC	Information Technol	103.664.456	9.314.564
	ADVANCED MICRO DEVICES	Information Technol	55.973.791	5.032.365
	AFLAC INC	Financials	1.251.814	113.347
	AGILENT TECHNOLOGIES INC	Health Care	58.205.760	5.234.023
	AIR PRODUCTS & CHEMICALS INC	Materials	63.144.347	5.676.347
	AKAMAI TECHNOLOGIES INC	Information Technol	30.829.039	2.770.110
	ALASKA AIR GROUP INC	Industrials	19.299.579	1.735.902
	ALEXION PHARMACEUTICALS INC	Health Care	22.072.093	1.985.276
	ALLEGHANY CORP	Financials	42.460.257	3.813.978
	ALLERGAN PLC	Health Care	23.733.143	2.134.754
	ALLSTATE CORP	Financials	51.496.650	4.626.943
	ALLY FINANCIAL INC	Financials	31.508.878	2.834.754
	ALPHABET INC-CL A	Telecommunication	284.721.732	25.602.694
	ALPHABET INC-CL C	Telecommunication	452.267.896	40.669.558
	ALTICE USA INC- A	Telecommunication	9.932.117	893.940
	AMAZON.COM INC	Consumer Discretio	704.754.911	63.371.029
	AMERICAN EXPRESS CO	Financials	76.759.305	6.895.443
	AMERICAN FINANCIAL GROUP INC	Financials	33.914.436	3.046.353
	AMERICAN INTERNATIONAL GROUP	Financials	79.353.265	7.137.437
	AMERICAN TOWER CORP	Real Estate	38.416.651	3.455.992
	AMERICAN WATER WORKS CO INC	Utilities	13.061.772	1.174.842
	AMERIPRISE FINANCIAL INC	Financials	10.476.600	943.201
	AMETEK INC	Industrials	14.699.160	1.322.609
	AMGEN INC	Health Care	189.163.926	17.004.496
	AMPHENOL CORP-CL A	Information Technol	77.614.565	6.981.586
	ANSYS INC	Information Technol	1.482.387	134.225
	ANTHEM INC	Health Care	117.716.058	10.581.767
	APPLE INC	Information Technol	1.055.060.006	94.870.686
	APPLIED MATERIALS INC	Information Technol	101.693.246	9.148.086
	AQUA AMERICA INC	Utilities	4.192.809	377.123
	ARCHER-DANIELS-MIDLAND CO	Consumer Staples	1.159.305	104.971
	ARCONIC INC	Industrials	1.312.857	118.875
	AT&T INC	Telecommunication	182.429.202	16.406.018
	ATMOS ENERGY CORP	Utilities	20.748.036	1.866.184
	AUTOMATIC DATA PROCESSING	Information Technol	17.284.316	1.554.242
	AUTOZONE INC	Consumer Discretio	55.340.376	4.974.844
	AVALONBAY COMMUNITIES INC	Real Estate	36.993.796	3.328.315
	AVERY DENNISON CORP	Materials	25.121.687	2.260.299
	AXA EQUITABLE HOLDINGS INC	Financials	50.412.966	4.535.096
	BAKER HUGHES CO	Energy	21.445.296	1.926.317
	BANK OF AMERICA CORP	Financials	132.290.129	11.889.371
	BANK OF NEW YORK MELLON CORP	Financials	1.835.162	166.168
	BAUSCH HEALTH COS INC	Health Care	673.479	60.981
	BAXTER INTERNATIONAL INC	Health Care	64.897.832	5.829.813
	BECTON DICKINSON AND CO	Health Care	106.897.408	9.615.116
	BERKSHIRE HATHAWAY INC-CL B	Financials	277.390.653	24.940.445
	BEST BUY CO INC	Consumer Discretio	1.470.038	133.107
	BIOGEN INC	Health Care	83.774.162	7.529.865
	BIOMARIN PHARMACEUTICAL INC	Health Care	7.019.096	631.333
	BLACKROCK INC	Financials	2.165.100	196.042
	BOOKING HOLDINGS INC	Consumer Discretio	140.975.817	12.674.110
	BOOZ ALLEN HAMILTON HOLDINGS	Information Technol	1.211.959	109.739

Land	Selskab/aktie	Branche	Markedsværdi i kr.	
				
				
	BOSTON PROPERTIES INC	Real Estate	1.409.393	127.616
	BOSTON SCIENTIFIC CORP	Health Care	217.932	19.733
	BRISTOL-MYERS SQUIBB CO	Health Care	3.883.790	351.664
	BROADCOM INC	Information Technol	75.379.681	6.778.443
	BROADRIDGE FINANCIAL SOLUTIO	Information Technol	1.205.818	109.183
	BURLINGTON STORES INC	Consumer Discretio	14.505.411	1.304.691
	CABOT OIL & GAS CORP	Energy	25.035.037	2.249.517
	CADENCE DESIGN SYS INC	Information Technol	1.282.506	116.127
	CAMPBELL SOUP CO	Consumer Staples	21.011.280	1.889.862
	CAPITAL ONE FINANCIAL CORP	Financials	51.311.649	4.616.078
	CARNIVAL PLC	Consumer Discretio	2.529.382	228.370
	CATERPILLAR INC	Industrials	1.884.723	170.655
	CBOE GLOBAL MARKETS INC	Financials	15.054.419	1.354.071
	CDW CORP/DE	Information Technol	18.937.324	1.704.168
	CELANESE CORP	Materials	33.428.395	3.002.694
	CENTENE CORP	Health Care	58.726.935	5.282.200
	CENTERPOINT ENERGY INC	Utilities	19.292.887	1.735.301
	CERNER CORP	Health Care	1.463.129	132.481
	CF INDUSTRIES HOLDINGS INC	Materials	15.573.689	1.401.433
	CHARTER COMMUNICATIONS INC-A	Telecommunication	50.511.868	4.543.542
	CHURCH & DWIGHT CO INC	Consumer Staples	504.631	45.693
	CIGNA CORP	Health Care	114.988.749	10.340.538
	CINTAS CORP	Industrials	7.431.364	667.520
	CISCO SYSTEMS INC	Information Technol	212.269.964	19.086.033
	CITIGROUP INC	Financials	227.937.737	20.492.865
	CITRIX SYSTEMS INC	Information Technol	1.240.105	112.287
	CLOROX COMPANY	Consumer Staples	648.174	58.690
	CME GROUP INC	Financials	60.411.489	5.433.985
	COCA-COLA CO/THE	Consumer Staples	118.392.526	10.646.705
	COGNIZANT TECH SOLUTIONS-A	Information Technol	61.752.188	5.551.503
	COLGATE-PALMOLIVE CO	Consumer Staples	2.066.610	187.124
	COMCAST CORP-CLASS A	Telecommunication	268.481.287	24.141.375
	CONAGRA BRANDS INC	Consumer Staples	60.692.819	5.458.518
	CONOCOPHILLIPS	Energy	140.601.293	12.637.248
	CONSOLIDATED EDISON INC	Utilities	380.818	34.482
	CONSTELLATION BRANDS INC-A	Consumer Staples	23.929.705	2.149.478
	COOPER COS INC/THE	Health Care	7.882.135	708.959
	COSTAR GROUP INC	Industrials	15.251.345	1.371.784
	COSTCO WHOLESALE CORP	Consumer Staples	77.363.601	6.960.225
	CROWN CASTLE INTL CORP	Real Estate	40.961.791	3.680.696
	CSX CORP	Industrials	37.936.296	3.407.615
	CUMMINS INC	Industrials	86.392.512	7.765.628
	CVS HEALTH CORP	Health Care	55.963.612	5.034.113
	DANAHER CORP	Health Care	33.056.917	2.974.888
	DARDEN RESTAURANTS INC	Consumer Discretio	25.208.901	2.266.222
	DELL TECHNOLOGIES -C	Information Technol	329.493	29.834
	DELTA AIR LINES INC	Industrials	952.183	86.217
	DEVON ENERGY CORP	Energy	1.371.683	124.201
	DIGITAL REALTY TRUST INC	Real Estate	8.704.225	781.854
	DISCOVER FINANCIAL SERVICES	Financials	28.753.375	2.583.341
	DISH NETWORK CORP-A	Telecommunication	3.505.609	315.312
	DOLLAR GENERAL CORP	Consumer Discretio	59.561.428	5.355.461
	DOLLAR TREE INC	Consumer Discretio	20.691.708	1.861.118
	DOMINION ENERGY INC	Utilities	310.724	28.135
	DOVER CORP	Industrials	1.416.128	128.225
	DOW INC	Materials	24.047.276	2.161.478
	DUKE ENERGY CORP	Utilities	256.512	23.226
	DUKE REALTY CORP	Real Estate	7.675.707	689.468
	DUPONT DE NEMOURS INC	Materials	64.016.261	5.756.307
	E*TRADE FINANCIAL CORP	Financials	20.889.338	1.878.894
	EASTMAN CHEMICAL CO	Materials	34.103.277	3.066.559
	EATON CORP PLC	Industrials	1.780.318	161.202
	EBAY INC	Consumer Discretio	1.408.084	127.497
	ECOLAB INC	Materials	26.691.239	2.398.849
	EDISON INTERNATIONAL	Utilities	42.569.361	3.828.905
	EDWARDS LIFESCIENCES CORP	Health Care	1.874.331	169.714
	ELANCO ANIMAL HEALTH INC	Health Care	52.253.940	4.699.809
	ELECTRONIC ARTS INC	Telecommunication	48.632.397	4.374.258
	ELI LILLY & CO	Health Care	64.866.070	5.831.312
	EMERSON ELECTRIC CO	Industrials	1.431.956	129.659
	ENTERGY CORP	Utilities	22.531.531	2.027.352
	EOG RESOURCES INC	Energy	28.426.427	2.557.466
	EQUIFAX INC	Industrials	34.920.845	3.140.959
	EQUINIX INC	Real Estate	16.190.366	1.456.244
	EQUITY RESIDENTIAL	Real Estate	27.757.980	2.497.313
	ESSEX PROPERTY TRUST INC	Real Estate	1.235.219	111.845
	ESTEE LAUDER COMPANIES-CL A	Consumer Staples	26.352.894	2.368.422
	EVERSOURCE ENERGY	Utilities	34.191.363	3.076.238
	EXELON CORP	Utilities	47.593.147	4.275.039
	EXPEDIA GROUP INC	Consumer Discretio	12.048.795	1.083.041
	EXPEDITORS INTL WASH INC	Industrials	559.253	50.638
	FACEBOOK INC-CLASS A	Telecommunication	461.443.022	41.496.161
	FEDEX CORP	Industrials	35.804.057	3.216.088
	FIDELITY NATIONAL INFO SERV	Information Technol	86.997.976	7.826.605
	FIFTH THIRD BANCORP	Financials	133.359.484	11.990.210
	FIRST REPUBLIC BANK/CA	Financials	47.276.333	4.252.274
	FISERV INC	Information Technol	22.160.022	1.993.352
	FLEETCOR TECHNOLOGIES INC	Information Technol	46.870.378	4.215.761
	FLIR SYSTEMS INC	Information Technol	10.103.422	909.005
	FLOWSERVE CORP	Industrials	34.747.188	3.125.339
	FORTINET INC	Information Technol	17.139.163	1.539.520
	FORTIVE CORP	Industrials	49.104.625	4.416.720

Land	Selskab/aktie	Branche	Markedsværdi i kr.	
				
				
	GENERAL ELECTRIC CO	Industrials	114.601.794	10.308.404
	GENERAL MILLS INC	Consumer Staples	528.668	47.869
	GENUINE PARTS CO	Consumer Discretionary	1.265.597	114.595
	GILEAD SCIENCES INC	Health Care	32.242.579	2.901.606
	GLOBAL PAYMENTS INC	Information Technology	61.668.242	5.547.319
	GLOBE LIFE INC	Financials	1.259.111	114.008
	GOLDMAN SACHS GROUP INC	Financials	16.376.386	1.474.471
	H&R BLOCK INC	Consumer Discretionary	9.975	903
	HALLIBURTON CO	Energy	39.860.695	3.585.681
	HANESBRANDS INC	Consumer Discretionary	518.097	46.912
	HCA HEALTHCARE INC	Health Care	42.904.116	3.860.130
	HD SUPPLY HOLDINGS INC	Industrials	52.829.245	4.745.369
	HEALTHPEAK PROPERTIES INC	Real Estate	905.061	81.950
	HEICO CORP	Industrials	38.870.614	3.492.135
	HEICO CORP-CLASS A	Industrials	128.898	11.671
	HERSHEY CO/THE	Consumer Staples	58.581.001	5.263.025
	HEWLETT PACKARD ENTERPRISE	Information Technology	1.185.524	107.345
	HILTON WORLDWIDE HOLDINGS INC	Consumer Discretionary	70.703.781	6.355.579
	HOLLYFRONTIER CORP	Energy	1.052.737	95.322
	HOLOGIC INC	Health Care	24.243.808	2.181.276
	HOME DEPOT INC	Consumer Discretionary	236.643.524	21.273.688
	HOST HOTELS & RESORTS INC	Real Estate	47.224.893	4.241.960
	HUMANA INC	Health Care	2.688.802	241.845
	HUNT (JB) TRANSPRT SVCS INC	Industrials	45.452.633	4.088.241
	IAC/INTERACTIVECORP	Telecommunication	20.399.133	1.832.345
	IDEXX LABORATORIES INC	Health Care	1.092.811	98.950
	ILLINOIS TOOL WORKS	Industrials	15.564.319	1.400.447
	ILLUMINA INC	Health Care	26.999.405	2.425.213
	INCYTE CORP	Health Care	7.393.131	665.342
	INGERSOLL-RAND PLC	Industrials	30.532.213	2.743.721
	INGREDION INC	Consumer Staples	26.929.701	2.419.705
	INTEL CORP	Information Technology	84.013.727	7.550.906
	INTERCONTINENTAL EXCHANGE INC	Financials	46.520.679	4.184.307
	INTERNATIONAL PAPER CO	Materials	12.260.385	1.102.762
	INTERPUBLIC GROUP OF COS INC	Telecommunication	360.335	32.627
	INTL BUSINESS MACHINES CORP	Information Technology	3.175.981	287.574
	INTL FLAVORS & FRAGRANCES	Materials	10.297.844	926.241
	INTUIT INC	Information Technology	45.780.810	4.119.055
	INTUITIVE SURGICAL INC	Health Care	100.694.971	9.057.153
	INVESCO LTD	Financials	141.825	12.842
	INVITATION HOMES INC	Real Estate	29.618.066	2.660.433
	IQVIA HOLDINGS INC	Health Care	64.074.472	5.756.469
	JBG SMITH PROPERTIES	Real Estate	5.626.621	506.087
	JOHNSON & JOHNSON	Health Care	354.051.471	31.834.321
	JOHNSON CONTROLS INTERNATIONAL	Industrials	1.554.857	140.787
	JPMORGAN CHASE & CO	Financials	387.000.151	34.801.778
	JUNIPER NETWORKS INC	Information Technology	13.182.604	1.186.373
	KANSAS CITY SOUTHERN	Industrials	1.291.834	116.971
	KELLOGG CO	Consumer Staples	1.362.768	123.394
	KEURIG DR PEPPER INC	Consumer Staples	19.866.121	1.786.860
	KEYSIGHT TECHNOLOGIES INC	Information Technology	7.222.959	649.951
	KIMBERLY-CLARK CORP	Consumer Staples	80.211.889	7.211.355
	KIMCO REALTY CORP	Real Estate	1.129.615	102.283
	KINDER MORGAN INC	Energy	1.763.376	159.668
	KKR & CO INC -A	Financials	13.898.966	1.250.144
	KLA CORP	Information Technology	46.662.994	4.198.027
	KNIGHT-SWIFT TRANSPORTATION	Industrials	7.793.991	700.093
	KROGER CO	Consumer Staples	440.010	39.841
	LABORATORY CRP OF AMER HLDGS	Health Care	1.240.487	112.322
	LAM RESEARCH CORP	Information Technology	87.998.371	7.909.955
	LAMB WESTON HOLDINGS INC	Consumer Staples	33.734.580	3.030.197
	LAS VEGAS SANDS CORP	Consumer Discretionary	1.538.561	139.311
	LIBERTY BROADBAND-C	Telecommunication	57.435.124	5.166.008
	LIBERTY MEDIA COR-SIRIUSXM C	Telecommunication	566.210	51.268
	LINCOLN NATIONAL CORP	Financials	27.769.373	2.494.375
	LOWE'S COS INC	Consumer Discretionary	44.898.706	4.040.095
	LYONDELLBASELL INDU-CL A	Materials	1.500.877	135.899
	MANPOWERGROUP INC	Industrials	1.162.797	105.287
	MARRIOTT INTERNATIONAL -CL A	Consumer Discretionary	52.262.321	4.700.739
	MARSH & MCLENNAN COS	Financials	44.871.713	4.037.239
	MARVELL TECHNOLOGY GROUP LTD	Information Technology	1.790.194	161.019
	MASCO CORP	Industrials	39.213.683	3.523.277
	MASTERCARD INC - A	Information Technology	178.490.424	16.058.063
	MAXIM INTEGRATED PRODUCTS	Information Technology	1.296.457	117.390
	MCKESSON CORP	Health Care	15.788.276	1.420.078
	MERCK & CO. INC.	Health Care	173.824.107	15.628.296
	METLIFE INC	Financials	55.668.557	5.007.617
	MGM RESORTS INTERNATIONAL	Consumer Discretionary	23.241.443	2.090.454
	MICRON TECHNOLOGY INC	Information Technology	109.975.400	9.891.748
	MICROSOFT CORP	Information Technology	1.020.508.008	91.762.959
	MID-AMERICA APARTMENT COMM	Real Estate	1.311.188	118.724
	MOLSON COORS BEVERAGE CO - B	Consumer Staples	27.835.892	2.500.350
	MONDELEZ INTERNATIONAL INC-A	Consumer Staples	74.632.320	6.714.313
	MONSTER BEVERAGE CORP	Consumer Staples	84.861.273	7.628.429
	MOODY'S CORP	Financials	1.759.704	159.335
	MORGAN STANLEY	Financials	50.419.076	4.536.349
	MOSAIC CO/THE	Materials	9.503.927	853.687
	MSCI INC	Financials	1.412.796	127.924
	NASDAQ INC	Financials	1.247.921	112.995
	NETAPP INC	Information Technology	374.439	33.904
	NETFLIX INC	Telecommunication	141.406.062	12.715.438
	NEWMONT CORP	Materials	46.806.163	4.204.348

Land	Selskab/aktie	Branche	Markedsværdi i kr.	
			PenSam LIV	PenSam FORSIKRING
	NEXTERA ENERGY INC	Utilities	235.956.481	21.212.355
	NIELSEN HOLDINGS PLC	Industrials	366.318	33.169
	NIKE INC -CL B	Consumer Discretio	101.135.821	9.098.159
	NISOURCE INC	Utilities	33.106.014	2.977.724
	NORDSTROM INC	Consumer Discretio	238.956	21.637
	NORFOLK SOUTHERN CORP	Industrials	58.870.073	5.290.289
	NORTONLIFELOCK INC	Information Technol	73.102.791	6.575.238
	NORWEGIAN CRUISE LINE HOLDIN	Consumer Discretio	1.190.140	107.763
	NVIDIA CORP	Information Technol	181.929.221	16.360.203
	NVR INC	Consumer Discretio	20.527.358	1.846.335
	OCCIDENTAL PETROLEUM CORP	Energy	46.718.547	4.202.549
	OMNICOM GROUP	Telecommunication	1.259.517	114.045
	ONEOK INC	Energy	1.576.445	142.742
	ORACLE CORP	Information Technol	48.338.200	4.347.158
	O'REILLY AUTOMOTIVE INC	Consumer Discretio	64.438.567	5.793.385
	OWENS CORNING	Industrials	267.756	24.244
	PACCAR INC	Industrials	131.333.005	11.807.186
	PACKAGING CORP OF AMERICA	Materials	4.681.334	421.063
	PALO ALTO NETWORKS INC	Information Technol	14.116.306	1.267.993
	PARKER HANNIFIN CORP	Industrials	808.607	73.217
	PAYCHEX INC	Information Technol	1.423.362	128.881
	PAYCOM SOFTWARE INC	Information Technol	8.403.968	755.896
	PAYPAL HOLDINGS INC	Information Technol	41.406.722	3.725.118
	PEPSICO INC	Consumer Staples	174.418.141	15.686.068
	PFIZER INC	Health Care	174.612.131	15.704.787
	PIONEER NATURAL RESOURCES CO	Energy	20.795.670	1.871.305
	PNC FINANCIAL SERVICES GROUP	Financials	70.921.175	6.380.484
	POLARIS INC	Consumer Discretio	268.021	24.268
	PPG INDUSTRIES INC	Materials	31.364.990	2.822.125
	PRINCIPAL FINANCIAL GROUP	Financials	5.787.008	519.816
	PROCTER & GAMBLE CO/THE	Consumer Staples	274.060.894	24.641.792
	PROGRESSIVE CORP	Financials	40.299.163	3.623.319
	PROLOGIS INC	Real Estate	66.777.052	6.006.268
	PRUDENTIAL FINANCIAL INC	Financials	48.110.702	4.321.528
	PUBLIC SERVICE ENTERPRISE GP	Utilities	1.524.869	138.072
	PUBLIC STORAGE	Real Estate	24.279.168	2.183.792
	PVH CORP	Consumer Discretio	839.679	76.030
	QORVO INC	Information Technol	1.350.049	122.242
	QUALCOMM INC	Information Technol	104.340.312	9.385.641

Land	Selskab/aktie	Branche	Markedsværdi i kr.	
				
				
	QUEST DIAGNOSTICS INC	Health Care	1.286.655	116.502
	RALPH LAUREN CORP	Consumer Discretio	1.112.746	100.755
	RAYMOND JAMES FINANCIAL INC	Financials	19.195.860	1.726.573
	REGENCY CENTERS CORP	Real Estate	13.271.795	1.193.733
	REGENERON PHARMACEUTICALS	Health Care	5.878.991	528.786
	REGIONS FINANCIAL CORP	Financials	1.344.563	121.746
	REINSURANCE GROUP OF AMERICA	Financials	1.211.599	109.706
	REPUBLIC SERVICES INC	Industrials	1.295.884	117.338
	RESMED INC	Health Care	921.757	83.462
	ROBERT HALF INTL INC	Industrials	10.923.303	981.670
	ROCKWELL AUTOMATION INC	Industrials	21.861.910	1.964.456
	ROPER TECHNOLOGIES INC	Industrials	70.322.003	6.325.119
	ROSS STORES INC	Consumer Discretio	53.239.630	4.789.538
	ROYAL CARIBBEAN CRUISES LTD	Consumer Discretio	16.920.839	1.522.841
	RPM INTERNATIONAL INC	Materials	14.324.486	1.289.154
	S&P GLOBAL INC	Financials	23.043.269	2.073.174
	SALESFORCE.COM INC	Information Technol	185.758.967	16.702.989
	SCHLUMBERGER LTD	Energy	61.376.883	5.515.960
	SCHWAB (CHARLES) CORP	Financials	37.718.934	3.392.633
	SEALED AIR CORP	Materials	34.094.443	3.064.333
	SEI INVESTMENTS COMPANY	Financials	1.146.152	103.780
	SEMPRA ENERGY	Utilities	139.947.076	12.582.728
	SERVICENOW INC	Information Technol	47.618.387	4.277.306
	SHERWIN-WILLIAMS CO/THE	Materials	18.654.424	1.677.874
	SIMON PROPERTY GROUP INC	Real Estate	45.541.434	4.093.818
	SIRIUS XM HOLDINGS INC	Telecommunication	33.882.687	3.043.501
	SKYWORKS SOLUTIONS INC	Information Technol	1.440.194	130.405
	SL GREEN REALTY CORP	Real Estate	13.559.761	1.219.634
	SNAP-ON INC	Industrials	50.348.563	4.524.194
	SOUTHERN CO/THE	Utilities	89.092.256	8.010.104
	SPIRIT AEROSYSTEMS HOLD-CL A	Industrials	1.213.984	109.922
	SPLUNK INC	Information Technol	26.222.782	2.355.453
	SQUARE INC - A	Information Technol	11.842.160	1.063.718
	SS&C TECHNOLOGIES HOLDINGS	Information Technol	24.132.397	2.167.685
	STARBUCKS CORP	Consumer Discretio	83.669.739	7.521.400
	STATE STREET CORP	Financials	22.475.334	2.021.546
	STEEL DYNAMICS INC	Materials	9.768.144	877.584
	STERIS PLC	Health Care	1.269.226	114.924
	STRYKER CORP	Health Care	65.017.502	5.848.920
	SVB FINANCIAL GROUP	Financials	28.655.842	2.577.452
	SYNCHRONY FINANCIAL	Financials	385.316	34.889
	SYNOPSYS INC	Information Technol	48.740.721	4.383.094
	SYSCO CORP	Consumer Staples	1.855.647	168.022
	T ROWE PRICE GROUP INC	Financials	42.588.211	3.826.641
	TAKE-TWO INTERACTIVE SOFTWARE	Telecommunication	1.092.689	98.939
	TAPESTRY INC	Consumer Discretio	15.430.178	1.388.150
	TARGA RESOURCES CORP	Energy	22.007.400	1.979.458
	TD AMERITRADE HOLDING CORP	Financials	37.444.815	3.367.977
	TELEDYNE TECHNOLOGIES INC	Industrials	1.274.779	115.427
	TEXAS INSTRUMENTS INC	Information Technol	59.166.127	5.316.891
	THERMO FISHER SCIENTIFIC INC	Health Care	123.508.303	11.106.546
	TJX COMPANIES INC	Consumer Discretio	35.490.991	3.193.718
	T-MOBILE US INC	Telecommunication	12.299.561	1.107.164
	TRADEWEB MARKETS INC-CLASS A	Financials	8.436.146	758.790
	TRANSDIGM GROUP INC	Industrials	1.854.257	167.897
	TRANSUNION	Industrials	20.422.859	1.836.241
	TRIPADVISOR INC	Telecommunication	4.672.898	419.741
	TRUIST FINANCIAL CORP	Financials	436.002	39.478
	TYSON FOODS INC-CL A	Consumer Staples	36.493.670	3.283.288
	UDR INC	Real Estate	9.217.316	827.942
	ULTA BEAUTY INC	Consumer Discretio	11.259.995	1.012.781
	UNION PACIFIC CORP	Industrials	73.358.311	6.599.145
	UNITED AIRLINES HOLDINGS INC	Industrials	29.638.042	2.666.274
	UNITED PARCEL SERVICE-CL B	Industrials	87.303.168	7.853.938
	UNITED RENTALS INC	Industrials	3.369.302	302.646
	UNITEDHEALTH GROUP INC	Health Care	246.832.843	22.192.080
	US BANCORP	Financials	2.796.059	253.174
	VAIL RESORTS INC	Consumer Discretio	12.279.006	1.102.958
	VALERO ENERGY CORP	Energy	56.545.252	5.080.413
	VARIAN MEDICAL SYSTEMS INC	Health Care	1.194.669	108.173
	VEEVA SYSTEMS INC-CLASS A	Health Care	28.500.414	2.560.040
	VEREIT INC	Real Estate	1.065.829	96.507
	VERISIGN INC	Information Technol	15.839.306	1.424.668
	VERISK ANALYTICS INC	Industrials	28.586.395	2.567.763
	VERIZON COMMUNICATIONS INC	Telecommunication	186.757.515	16.790.139
	VERTEX PHARMACEUTICALS INC	Health Care	61.033.260	5.489.642
	VIACOMCBS INC - CLASS B	Telecommunication	1.015.586	91.958
	VISA INC-CLASS A SHARES	Information Technol	317.132.827	28.516.138
	VMWARE INC-CLASS A	Information Technol	31.182.325	2.804.697
	VORNADO REALTY TRUST	Real Estate	39.786.787	3.575.310
	VOYA FINANCIAL INC	Financials	26.843.261	2.415.178
	VULCAN MATERIALS CO	Materials	582.385	52.733
	WABTEC CORP	Industrials	29.235.728	2.629.610
	WALGREENS BOOTS ALLIANCE INC	Consumer Staples	1.899.854	172.025
	WALT DISNEY CO/THE	Telecommunication	133.853.366	12.038.073
	WASTE CONNECTIONS INC	Industrials	32.699.473	2.941.157



Land	Selskab/aktie	Branche	Markedsværdi i kr.	
			PenSam LIV	PenSam FORSIKRING
	WASTE MANAGEMENT INC	Industrials	83.084.951	7.464.407
	WELLS FARGO & CO	Financials	185.955.589	16.729.008
	WELLTOWER INC	Real Estate	491.414	44.496
	WESTERN UNION CO	Information Technol	1.214.663	109.984
	WESTLAKE CHEMICAL CORP	Materials	21.263.600	1.912.557
	WEYERHAEUSER CO	Real Estate	26.645.670	2.396.647
	WORKDAY INC-CLASS A	Information Technol	39.784.586	3.577.143
	WYNN RESORTS LTD	Consumer Discretio	29.838.690	2.683.844
	XILINX INC	Information Technol	24.392.716	2.194.005
	XYLEM INC	Industrials	42.001.256	3.772.749
	YUM! BRANDS INC	Consumer Discretio	48.304.919	4.345.741
	ZIONS BANCORP NA	Financials	30.347.388	2.725.944
	ZOETIS INC	Health Care	60.939.097	5.481.269
Østrig	ANDRITZ AG	Industrials	1.073.674	96.895
	ERSTE GROUP BANK AG	Financials	24.870.601	2.237.840
	RAIFFEISEN BANK INTERNATIONA	Financials	5.346.893	481.234
	TELEKOM AUSTRIA AG	Telecommunication	563	51
	VERBUND AG	Utilities	1.086.263	98.075
	VIENNA INSURANCE GROUP AG	Financials	2.559	231
	VOESTALPINE AG	Materials	982.654	88.724