




Aktiebeholdning pr. 31.12.2018






Overzicht over investeringen i børsnoterede aktier som PenSam Liv forsikringsaktieselskab, PenSam Forsikring A/S, Pensam Bank samt Pensionskassen PenSam har foretaget enten direkte eller gennem investeringsforeninger.




Specifikation af beholdningen af børsnoterede aktier




| Land | Selskab/aktie | Branche | Markedsværdi i kr. | |
|------------------------|------------------------------|---------------------|--------------------|-------------------|
| | | | PenSam LIV | PenSam FORSIKRING |
| Australien | ALUMINA LTD | Materials | 5.141.850 | 402.369 |
| | AMCOR LIMITED | Materials | 5.848.764 | 457.687 |
| | AMP LTD | Financials | 8.775.383 | 686.706 |
| | ARISTOCRAT LEISURE LTD | Consumer Discretior | 13.415.139 | 1.049.784 |
| | ASX LTD | Financials | 2.444.109 | 191.261 |
| | AURIZON HOLDINGS LTD | Industrials | 11.919.285 | 932.728 |
| | AUSNET SERVICES | Utilities | 8.562.219 | 670.025 |
| | AUST AND NZ BANKING GROUP | Financials | 32.246.495 | 2.525.003 |
| | BHP GROUP LTD | Materials | 61.141.499 | 4.796.874 |
| | BHP GROUP PLC | Materials | 18.642.201 | 1.565.094 |
| | BLUESCOPE STEEL LTD | Materials | 4.895.069 | 387.116 |
| | BORAL LTD | Materials | 5.670.244 | 443.718 |
| | BRAMBLES LTD | Industrials | 16.856.256 | 1.319.065 |
| | CALTEX AUSTRALIA LTD | Energy | 430.604 | 36.644 |
| | COCA-COLA AMATIL LTD | Consumer Staples | 701.713 | 59.716 |
| | COCHLEAR LTD | Health Care | 6.681.121 | 522.823 |
| | COLES GROUP LTD | Consumer Staples | 6.345.863 | 496.587 |
| | COMMONWEALTH BANK OF AUSTRAL | Financials | 50.924.262 | 3.990.758 |
| | COMPUTERSHARE LTD | Information Technok | 8.414.774 | 658.487 |
| | CROWN RESORTS LTD | Consumer Discretior | 789.624 | 67.197 |
| | CSL LTD | Health Care | 46.725.273 | 3.657.864 |
| | DEXUS | Real Estate | 1.011.495 | 86.078 |
| | FLIGHT CENTRE TRAVEL GROUP L | Consumer Discretior | 3.899.195 | 305.126 |
| | GPT GROUP | Real Estate | 996.349 | 84.790 |
| | LENLEASE GROUP | Real Estate | 1.503.287 | 117.638 |
| | MEDIBANK PRIVATE LTD | Financials | 6.615.783 | 517.710 |
| | MIRVAC GROUP | Real Estate | 4.940.032 | 392.871 |
| | NATIONAL AUSTRALIA BANK LTD | Financials | 35.209.091 | 2.755.863 |
| | OIL SEARCH LTD | Energy | 484.773 | 37.935 |
| | QBE INSURANCE GROUP LTD | Financials | 2.263.575 | 177.133 |
| | RAMSAY HEALTH CARE LTD | Health Care | 6.963.603 | 544.928 |
| | REA GROUP LTD | Telecommunication | 1.770.060 | 138.514 |
| | SANTOS LTD | Energy | 11.000.609 | 860.838 |
| | SCENTRE GROUP | Real Estate | 18.235.272 | 1.434.547 |
| | SOUTH32 LTD | Materials | 10.803.138 | 852.040 |
| | STOCKLAND | Real Estate | 12.312.071 | 969.439 |
| | SUNCORP GROUP LTD | Financials | 2.393.827 | 187.326 |
| | TELSTRA CORP LTD | Telecommunication | 9.749.912 | 765.208 |
| | TRANSURBAN GROUP | Industrials | 11.665.064 | 912.835 |
| | TREASURY WINE ESTATES LTD | Consumer Staples | 9.411.156 | 736.458 |
| | VICINITY CENTRES | Real Estate | 896.853 | 76.322 |
| | WESFARMERS LTD | Consumer Discretior | 21.438.751 | 1.684.797 |
| | WESTPAC BANKING CORP | Financials | 47.041.682 | 3.683.301 |
| WOODSIDE PETROLEUM LTD | Energy | 20.034.325 | 1.575.973 | |
| WOOLWORTHS GROUP LTD | Consumer Staples | 14.129.563 | 1.105.691 | |
| Belgien | AGEAS | Financials | 3.372.250 | 285.245 |
| | ANHEUSER-BUSCH INBEV SA/NV | Consumer Staples | 15.448.084 | 1.303.593 |
| | COLRUYT SA | Consumer Staples | 2.245.681 | 190.141 |
| | GROUPE BRUXELLES LAMBERT SA | Financials | 2.103.779 | 177.537 |
| | KBC GROUP NV | Financials | 23.092.300 | 1.912.404 |
| | PROXIMUS | Telecommunication | 1.372.167 | 115.794 |
| | SOLVAY SA | Materials | 19.790.419 | 1.635.287 |
| | TELENET GROUP HOLDING NV | Telecommunication | 783.713 | 66.136 |
| | UCB SA | Health Care | 32.061.237 | 2.650.472 |
| | UMICORE | Materials | 2.423.889 | 204.547 |
| Brasilien | AMBEV SA | Consumer Staples | 6.474.602 | 533.530 |
| | ATACADAO DISTRIBUICAO COMERC | Consumer Staples | 7.142.398 | 588.559 |
| | BANCO BRADESCO SA-PREF | Financials | 24.337.174 | 2.005.470 |
| | BRASKEM SA-PREF A | Materials | 22.132.873 | 1.823.827 |
| | CIA SANEAMENTO BASICO DE SP | Utilities | 5.647.844 | 465.402 |
| | CIELO SA | Information Technok | 1.028.966 | 84.790 |
| | ENGIE BRASIL ENERGIA SA | Utilities | 8.669.999 | 714.439 |
| | FIBRIA CELULOSE SA | Materials | 15.988.905 | 1.317.543 |
| | HYPERA SA | Health Care | 9.316.402 | 767.705 |
| | ITAU UNIBANCO HOLDING S-PREF | Financials | 31.326.246 | 2.581.394 |
| | ITAUSA-INVESTIMENTOS ITAU-PR | Financials | 28.715.774 | 2.366.282 |
| | KROTON EDUCACIONAL SA | Consumer Discretior | 6.991.795 | 576.149 |
| | LOJAS RENNER S.A. | Consumer Discretior | 18.237.711 | 1.502.852 |
| | MAGAZINE LUIZA SA | Consumer Discretior | 3.069.134 | 252.908 |
| | SUL AMERICA SA - UNITS | Financials | 14.298.033 | 1.178.209 |
| Canada | VALE SA | Materials | 35.529.338 | 2.927.744 |
| | ALIMENTATION COUCHE-TARD -B | Consumer Staples | 34.334.539 | 2.823.093 |
| | ARC RESOURCES LTD | Energy | 715.200 | 60.864 |




| Land | Selskab/aktie | Branche | Markedsværdi i kr. | |
|------------------|------------------------------|---------------------|---|---|
| | | |  |  |
| | | |  | |
| | ATCO LTD -CLASS I | Utilities | 836.998 | 71.229 |
| | BANK OF MONTREAL | Financials | 1.476.515 | 125.652 |
| | BANK OF NOVA SCOTIA | Financials | 323.497 | 27.530 |
| | BLACKBERRY LTD | Information Technok | 6.487.094 | 533.389 |
| | BOMBARDIER INC-B | Industrials | 450.630 | 38.349 |
| | BROOKFIELD ASSET MANAGE-CL A | Financials | 5.663.525 | 466.299 |
| | CAE INC | Industrials | 1.105.927 | 94.115 |
| | CAN IMPERIAL BK OF COMMERCE | Financials | 47.334.586 | 3.895.841 |
| | CANADIAN NATL RAILWAY CO | Industrials | 1.775.319 | 151.080 |
| | CANADIAN PACIFIC RAILWAY LTD | Industrials | 367.631 | 31.285 |
| | FIRST CAPITAL REALTY INC | Real Estate | 73.890 | 6.288 |
| | INTER PIPELINE LTD | Energy | 504.290 | 42.915 |
| | LOBLAW COMPANIES LTD | Consumer Staples | 958.668 | 81.583 |
| | MAGNA INTERNATIONAL INC | Consumer Discretior | 10.044.717 | 829.612 |
| | METHANEX CORP | Materials | 112.716 | 9.592 |
| | METRO INC | Consumer Staples | 21.690.161 | 1.783.433 |
| | POWER CORP OF CANADA | Financials | 33.989.321 | 2.794.709 |
| | POWER FINANCIAL CORP | Financials | 28.526.865 | 2.345.568 |
| | RESTAURANT BRANDS INTERN | Consumer Discretior | 14.781.678 | 1.217.030 |
| | RIOCAN REAL ESTATE INVST TR | Real Estate | 887.332 | 75.512 |
| | ROGERS COMMUNICATIONS INC-B | Telecommunication | 1.152.317 | 98.062 |
| | ROYAL BANK OF CANADA | Financials | 2.606.774 | 221.837 |
| | SMARTCENTRES REAL ESTATE INV | Real Estate | 149.546 | 12.726 |
| | SUN LIFE FINANCIAL INC | Financials | 1.060.353 | 90.236 |
| | TECK RESOURCES LTD-CLS B | Materials | 15.391.335 | 1.265.524 |
| | TELUS CORP | Telecommunication | 889.370 | 75.686 |
| | TORONTO-DOMINION BANK | Financials | 45.772.494 | 3.770.591 |
| | TRANSCANADA CORP | Energy | 51.032.613 | 4.199.846 |
| | WESTON (GEORGE) LTD | Consumer Staples | 861.411 | 73.276 |
| Chile | ANTOFAGASTA PLC | Materials | 1.130.532 | 95.403 |
| | CIA CERVECERIAS UNIDAS SA | Consumer Staples | 1.049.981 | 86.522 |
| | EMPRESAS CMPC SA | Materials | 7.561.450 | 623.090 |
| | ENEL CHILE SA | Utilities | 15.473.445 | 1.275.067 |
| | SOC QUIMICA Y MINERA CHILE-B | Materials | 1.230.690 | 101.413 |
| Colombia | ECOPETROL SA | Energy | 8.392.031 | 691.533 |
| | GRUPO DE INV SURAMERICANA-PF | Financials | 10.283.259 | 847.377 |
| | INTERCONEXION ELECTRICA SA | Utilities | 1.359.005 | 111.987 |
| | MONETA MONEY BANK AS | Financials | 13.121.222 | 1.081.235 |
| | O2 CZECH REPUBLIC AS | Telecommunication | 55.406 | 4.566 |
| Danmark | COLOPLAST-B | Health Care | 8.157.764 | 672.221 |
| | DSV A/S | Industrials | 21.654.181 | 1.784.360 |
| | NOVO NORDISK A/S-B | Health Care | 48.936.687 | 4.032.509 |
| Egypten | COMMERCIAL INTL BANK-GDR REG | Financials | 9.622.776 | 792.951 |
| Finland | ELISA OYJ | Telecommunication | 1.727.946 | 145.817 |
| | FORTUM OYJ | Utilities | 3.160.435 | 266.912 |
| | KONE OYJ-B | Industrials | 4.709.461 | 397.425 |
| | METSO OYJ | Industrials | 1.064.279 | 89.716 |
| | NESTE OYJ | Energy | 3.858.287 | 326.296 |
| | NOKIA OYJ | Information Technok | 10.024.519 | 846.003 |
| | NOKIAN RENKAAT OYJ | Consumer Discretior | 1.052.220 | 88.794 |
| | NORDEA BANK ABP | Financials | 7.503.785 | 633.227 |
| | OP CORPORATE BANK PLC | Financials | 6.277 | 530 |
| | ORION OYJ-CLASS B | Health Care | 1.047.016 | 88.358 |
| | SAMPO OYJ-A SHS | Financials | 5.764.628 | 486.489 |
| | STORA ENSO OYJ-R SHS | Materials | 2.276.782 | 192.437 |
| | UPM-KYMMENE OYJ | Materials | 14.418.108 | 1.196.276 |
| | WARTSILA OYJ ABP | Industrials | 2.047.014 | 172.743 |
| Forenede Arabisk | ABU DHABI COMMERCIAL BANK | Financials | 16.502.952 | 1.359.902 |
| | ALDAR PROPERTIES PJSC | Real Estate | 5.649.359 | 465.527 |
| | EMAAR PROPERTIES PJSC | Real Estate | 2.737.829 | 225.607 |
| | FIRST ABU DHABI BANK PJSC | Financials | 11.187.776 | 921.912 |
| | NMC HEALTH PLC | Health Care | 5.584.824 | 462.248 |
| Frankrig | ACCOR SA | Consumer Discretior | 2.337.266 | 197.237 |
| | ADP | Industrials | 1.641.335 | 138.509 |
| | AIR LIQUIDE SA | Materials | 15.946.103 | 1.345.723 |
| | ALSTOM | Industrials | 1.818.446 | 153.455 |
| | AMUNDI SA | Financials | 937.284 | 79.095 |
| | ARKEMA | Materials | 22.842.980 | 1.887.783 |
| | ATOS SE | Information Technok | 2.519.903 | 212.649 |
| | AXA SA | Financials | 45.256.685 | 3.758.310 |
| | BIOMERIEUX | Health Care | 747.089 | 63.045 |
| | BNP PARIBAS | Financials | 44.936.325 | 3.735.171 |
| | BOLLORE | Industrials | 976.433 | 82.399 |
| | BOUYGUES SA | Industrials | 2.348.028 | 198.146 |
| | BUREAU VERITAS SA | Industrials | 1.593.852 | 134.502 |
| | CAPGEMINI SE | Information Technok | 4.895.712 | 413.103 |
| | CARREFOUR SA | Consumer Staples | 2.948.315 | 248.802 |
| | CASINO GUICHARD PERRACHON | Consumer Staples | 795.013 | 67.089 |
| | CHRISTIAN DIOR SE | Consumer Discretior | 9.119 | 770 |
| | CNP ASSURANCES | Financials | 1.978.259 | 167.589 |
| | COMPAGNIE DE SAINT GOBAIN | Industrials | 5.751.965 | 485.963 |
| | COVIVIO | Real Estate | 1.063.861 | 89.777 |




| Land | Selskab/aktie | Branche | Markedsværdi i kr. | |
|------------|------------------------------|---------------------|--------------------|-------------------|
| | | | PenSam LIV | PenSam FORSIKRING |
| | CREDIT AGRICOLE SA | Financials | 17.669.726 | 1.463.436 |
| | DANONE | Consumer Staples | 12.844.867 | 1.083.951 |
| | DASSAULT SYSTEMES SA | Information Technol | 4.444.154 | 375.032 |
| | EDENRED | Industrials | 3.016.998 | 254.598 |
| | EDF | Utilities | 3.041.184 | 256.363 |
| | EFFAGE | Industrials | 24.715.203 | 2.040.447 |
| | ENGIE | Utilities | 21.754.091 | 1.808.186 |
| | ESSILORLUXOTTICA | Consumer Discretior | 10.732.035 | 905.652 |
| | EURAZEO SE | Financials | 939.669 | 79.303 |
| | EUTELSAT COMMUNICATIONS | Telecommunication | 1.045.282 | 88.220 |
| | FAURECIA | Consumer Discretior | 835.635 | 70.517 |
| | GECINA SA | Real Estate | 1.740.165 | 146.860 |
| | GETLINK SE | Industrials | 1.843.709 | 155.586 |
| | HERMES INTERNATIONAL | Consumer Discretior | 5.625.394 | 475.099 |
| | ICADE | Real Estate | 773.071 | 65.091 |
| | ILIAD SA | Telecommunication | 1.046.727 | 88.331 |
| | IMERYS SA | Materials | 600.191 | 50.657 |
| | INGENICO GROUP | Information Technol | 985.903 | 83.198 |
| | IPSEN | Health Care | 1.411.371 | 119.102 |
| | JCDECAUX SA | Telecommunication | 676.507 | 57.089 |
| | KERING | Consumer Discretior | 29.609.643 | 2.460.764 |
| | KLEPIERRE | Real Estate | 2.629.443 | 222.436 |
| | LAGARDERE SCA | Telecommunication | 45.838 | 3.873 |
| | LEGRAND SA | Industrials | 4.388.620 | 370.346 |
| | L'OREAL | Consumer Staples | 66.085.467 | 5.484.883 |
| | LVMH MOET HENNESSY LOUIS VUI | Consumer Discretior | 71.298.048 | 5.926.391 |
| | MICHELIN (CGDE) | Consumer Discretior | 25.815.546 | 2.139.662 |
| | NATIXIS | Financials | 1.968.823 | 166.576 |
| | ORANGE | Telecommunication | 49.977.411 | 4.141.226 |
| | PERNOD RICARD SA | Consumer Staples | 20.821.942 | 1.739.566 |
| | PEUGEOT SA | Consumer Discretior | 21.264.657 | 1.761.345 |
| | PUBLICIS GROUPE | Telecommunication | 3.512.936 | 296.449 |
| | REMY COINTREAU | Consumer Staples | 694.799 | 58.632 |
| | RENAULT SA | Consumer Discretior | 4.030.201 | 339.368 |
| | REXEL SA | Industrials | 963.447 | 81.303 |
| | SANOFI | Health Care | 35.648.521 | 3.002.459 |
| | SARTORIUS STEDIM BIOTECH | Health Care | 908.606 | 76.675 |
| | SCHNEIDER ELECTRIC SE | Industrials | 37.116.911 | 3.081.307 |
| | SCOR SE | Financials | 2.192.288 | 185.011 |
| | SEB SA | Consumer Discretior | 836.760 | 70.612 |
| | SOCIETE BIC SA | Industrials | 880.207 | 74.279 |
| | SOCIETE GENERALE SA | Financials | 21.261.238 | 1.768.550 |
| | SODEXO SA | Consumer Discretior | 2.990.386 | 252.542 |
| | SUEZ | Utilities | 1.464.060 | 123.549 |
| | TELEPERFORMANCE | Industrials | 5.019.443 | 418.897 |
| | TOTAL SA | Energy | 103.699.447 | 8.631.388 |
| | TOTAL SA-SPON ADR | Energy | 31.954.753 | 2.630.952 |
| | UBISOFT ENTERTAINMENT | Telecommunication | 1.802.753 | 152.130 |
| | UNIBAIL-RODAMCO SE | Real Estate | 580.028 | 48.185 |
| | UNIBAIL-RODAMCO-WESTFIELD | Real Estate | 21.541.642 | 1.787.275 |
| | VALEO SA | Consumer Discretior | 2.084.681 | 175.924 |
| | VEOLIA ENVIRONNEMENT | Utilities | 4.257.196 | 359.977 |
| | VINCI SA | Industrials | 54.393.850 | 4.510.640 |
| | VIVENDI | Telecommunication | 8.911.232 | 752.935 |
| | WENDEL | Financials | 953.973 | 80.506 |
| | ZODIAC AEROSPACE | Industrials | 7.787 | 657 |
| Grækenland | JUMBO SA | Consumer Discretior | 6.710.179 | 552.943 |
| | MOTOR OIL (HELLAS) SA | Energy | 1.466.512 | 120.846 |
| Holland | ABN AMRO GROUP NV-CVA | Financials | 30.639.641 | 2.533.040 |
| | AEGON NV | Financials | 2.519.124 | 212.683 |
| | AKZO NOBEL | Materials | 5.835.104 | 492.411 |
| | ASML HOLDING NV | Information Technol | 47.142.561 | 3.923.514 |
| | EXOR NV | Financials | 1.858.665 | 156.849 |
| | HEINEKEN HOLDING NV | Consumer Staples | 2.797.119 | 236.043 |
| | HEINEKEN NV | Consumer Staples | 6.556.991 | 553.330 |
| | ING GROEP NV | Financials | 38.139.141 | 3.166.933 |
| | KONINKLIJKE AHOLD DELHAIZE N | Consumer Staples | 44.516.763 | 3.690.443 |
| | KONINKLIJKE DSM NV | Materials | 21.134.972 | 1.752.367 |
| | KONINKLIJKE KPN NV | Telecommunication | 2.841.593 | 239.796 |
| | KONINKLIJKE PHILIPS NV | Health Care | 11.080.445 | 936.003 |
| | NN GROUP NV | Financials | 3.436.954 | 290.037 |
| | NXP SEMICONDUCTORS NV | Information Technol | 14.884.011 | 1.225.455 |
| | QIAGEN N.V. | Health Care | 2.213.371 | 186.781 |
| | RANDSTAD NV | Industrials | 1.574.001 | 132.826 |
| | ROYAL DUTCH SHELL PLC-A SHS | Energy | 82.382.844 | 6.874.103 |
| | ROYAL DUTCH SHELL PLC-B SHS | Energy | 102.865.824 | 8.547.327 |
| | VOPAK | Energy | 1.742.631 | 147.669 |
| | WOLTERS KLUWER | Industrials | 38.635.794 | 3.196.655 |
| Hong Kong | AIA GROUP LTD | Financials | 75.616.335 | 5.924.230 |
| | BANK OF EAST ASIA LTD | Financials | 9.391.343 | 734.907 |
| | BEIJING ENTERPRISES WATER GR | Utilities | 4.171.051 | 343.709 |
| | BOC HONG KONG HOLDINGS LTD | Financials | 16.498.327 | 1.291.055 |




| Land | Selskab/aktie | Branche | Markedsværdi i kr. | |
|------------|------------------------------|------------------------|---|---|
| | | |  |  |
| | | |  | |
| | CHINA EVERBRIGHT LTD | Financials | 2.927.608 | 241.245 |
| | CHINA MOBILE LTD | Telecommunication | 56.002.625 | 4.614.815 |
| | CHINA OVERSEAS LAND & INVEST | Real Estate | 19.662.070 | 1.620.224 |
| | CK ASSET HOLDINGS LTD | Real Estate | 20.145.197 | 1.576.436 |
| | CK HUTCHISON HOLDINGS LTD | Industrials | 17.312.714 | 1.354.784 |
| | DAIRY FARM INTL HLDGS LTD | Consumer Staples | 1.851.134 | 144.858 |
| | GALAXY ENTERTAINMENT GROUP L | Consumer Discretionary | 15.781.925 | 1.234.994 |
| | HAIER ELECTRONICS GROUP CO | Consumer Discretionary | 1.230.573 | 101.404 |
| | HANG LUNG PROPERTIES LTD | Real Estate | 5.512.435 | 431.369 |
| | HANG SENG BANK LTD | Financials | 9.277.244 | 729.676 |
| | HENDERSON LAND DEVELOPMENT | Real Estate | 9.214.611 | 721.077 |
| | HKT TRUST AND HKT LTD-SS | Telecommunication | 883.464 | 75.183 |
| | HONG KONG EXCHANGES & CLEAR | Financials | 13.589.781 | 1.063.451 |
| | HONGKONG LAND HOLDINGS LTD | Real Estate | 12.550.842 | 982.150 |
| | HYSAN DEVELOPMENT CO | Real Estate | 2.648.872 | 207.284 |
| | JARDINE MATHESON HLDGS LTD | Industrials | 8.834.488 | 699.637 |
| | JARDINE STRATEGIC HLDGS LTD | Industrials | 9.175.018 | 717.979 |
| | KERRY PROPERTIES LTD | Real Estate | 6.550.476 | 516.607 |
| | LINK REIT | Real Estate | 10.597.055 | 836.346 |
| | MELCO RESORTS & ENTERT-ADR | Consumer Discretionary | 2.988.512 | 233.862 |
| | MOL HUNGARIAN OIL AND GAS PL | Energy | 2.945.849 | 242.748 |
| | NEW WORLD DEVELOPMENT | Real Estate | 3.042.917 | 238.120 |
| | NWS HOLDINGS LTD | Industrials | 3.053.391 | 243.526 |
| | OTP BANK PLC | Financials | 29.749.848 | 2.451.493 |
| | PCCW LTD | Telecommunication | 9.628.803 | 753.490 |
| | POWER ASSETS HOLDINGS LTD | Utilities | 13.206.290 | 1.033.441 |
| | RICHTER GEDEON NYRT | Health Care | 5.015.527 | 413.297 |
| | SHANGRI-LA ASIA LTD | Consumer Discretionary | 1.237.325 | 96.825 |
| | SSY GROUP LTD | Health Care | 5.795.295 | 477.553 |
| | SUN HUNG KAI PROPERTIES | Real Estate | 16.511.469 | 1.299.711 |
| | SWIRE PACIFIC LTD - CL A | Real Estate | 984.276 | 83.762 |
| | SWIRE PROPERTIES LTD | Real Estate | 11.701.623 | 922.028 |
| | TECHTRONIC INDUSTRIES CO LTD | Consumer Discretionary | 2.684.891 | 210.103 |
| | WH GROUP LTD | Consumer Staples | 9.626.963 | 753.346 |
| | WHARF HOLDINGS LTD | Real Estate | 2.538.650 | 198.659 |
| | WHEELOK & CO LTD | Real Estate | 8.854.821 | 692.923 |
| | YUE YUEN INDUSTRIAL HLDG | Consumer Discretionary | 942.505 | 80.207 |
| Indien | ASHOK LEYLAND LTD | Industrials | 4.135.288 | 340.762 |
| | AVENUE SUPERMARTS LTD | Consumer Staples | 2.194.484 | 180.833 |
| | GAIL INDIA LTD | Utilities | 10.701.403 | 881.834 |
| | HCL TECHNOLOGIES LTD | Information Technology | 15.024.220 | 1.238.049 |
| | HERO MOTOCORP LTD | Consumer Discretionary | 13.855.770 | 1.141.765 |
| | HINDALCO INDUSTRIES LTD | Materials | 11.338.025 | 934.294 |
| | HINDUSTAN UNILEVER LTD | Consumer Staples | 35.050.146 | 2.888.256 |
| | HOUSING DEVELOPMENT FINANCE | Financials | 26.684.878 | 2.198.929 |
| | INFOSYS LTD | Information Technology | 38.962.650 | 3.210.661 |
| | MAHINDRA & MAHINDRA LTD | Consumer Discretionary | 19.554.251 | 1.611.340 |
| | MARUTI SUZUKI INDIA LTD | Consumer Discretionary | 19.746.191 | 1.627.156 |
| | NESTLE INDIA LTD | Consumer Staples | 19.814.169 | 1.632.758 |
| | REC LTD | Financials | 12.603.194 | 1.038.548 |
| | RELIANCE INDUSTRIES LTD | Energy | 20.599.398 | 1.697.464 |
| | TATA CONSULTANCY SVCS LTD | Information Technology | 33.956.913 | 2.798.170 |
| | TECH MAHINDRA LTD | Information Technology | 1.438.462 | 118.534 |
| | YES BANK LTD | Financials | 5.583.584 | 460.107 |
| Indonesien | ASTRA INTERNATIONAL TBK PT | Consumer Discretionary | 21.223.459 | 1.748.888 |
| | JASA MARGA (PERSERO) TBK PT | Industrials | 4.457.507 | 367.314 |
| | SURYA CITRA MEDIA PT TBK | Telecommunication | 2.099.369 | 172.995 |
| | UNILEVER INDONESIA TBK PT | Consumer Staples | 9.118.260 | 751.377 |
| | UNITED TRACTORS TBK PT | Energy | 11.789.651 | 971.509 |
| Irland | ACCENTURE PLC-CL A | Information Technology | 133.387.220 | 10.982.432 |
| | AIB GROUP PLC | Financials | 973.577 | 82.158 |
| | ALLEGION PLC | Industrials | 240.080 | 20.431 |
| | APTIV PLC | Consumer Discretionary | 25.681.059 | 2.114.416 |
| | BANK OF IRELAND GROUP PLC | Financials | 1.545.084 | 130.386 |
| | CRH PLC | Materials | 6.302.597 | 531.983 |
| | DCC PLC | Industrials | 2.260.150 | 190.729 |
| | IRISH LIFE & PERMANENT PLC | Financials | 5.366 | 442 |
| | KERRY GROUP PLC-A | Consumer Staples | 4.501.203 | 379.846 |
| | KINGSPAN GROUP PLC | Industrials | 1.981.146 | 167.184 |
| | MEDTRONIC PLC | Health Care | 43.243.805 | 3.569.095 |
| | PADDY POWER BETFAIR PLC | Consumer Discretionary | 1.992.386 | 168.133 |
| | SMURFIT KAPPA GROUP PLC | Materials | 16.931.873 | 1.399.761 |
| Israel | GVC HOLDINGS PLC | Consumer Discretionary | 1.349.915 | 113.916 |
| | ISRAEL CHEMICALS LTD | Materials | 259.318 | 22.068 |
| | TEVA PHARMACEUTICAL IND LTD | Health Care | 424 | 36 |
| | TEVA PHARMACEUTICAL-SP ADR | Health Care | 315.187 | 26.822 |
| Italien | ASSICURAZIONI GENERALI | Financials | 6.047.191 | 510.159 |
| | ATLANTIA SPA | Industrials | 2.981.374 | 251.591 |
| | BANCA POPOLARE DI MILANO | Financials | 7.172 | 605 |
| | BANCO POPOLARE SC | Financials | 5.584 | 471 |
| | DANIELI & CO | Industrials | 7.795 | 658 |
| | DAVIDE CAMPARI-MILANO SPA | Consumer Staples | 1.413.970 | 119.322 |




| Land | Selskab/aktie | Branche | Markedsværdi i kr. | |
|-------|------------------------------|---------------------|---|---|
| | | |  |  |
| | | |  | |
| | ENEL SPA | Utilities | 53.396.678 | 4.432.799 |
| | FERRARI NV | Consumer Discretior | 16.466.252 | 1.363.784 |
| | FIAT INDUSTRIAL | Industrials | 6.990 | 590 |
| | FIAT SPA | Consumer Discretior | 4.777 | 403 |
| | FONDIARIA-SAI SPA | Financials | 16.330 | 1.351 |
| | INTESA SANPAOLO | Financials | 10.097.102 | 852.079 |
| | INTESA SANPAOLO-RSP | Financials | 147.891 | 12.187 |
| | ITALGAS SPA | Utilities | 92.960 | 7.845 |
| | LUXOTTICA GROUP SPA | Consumer Discretior | 44.947 | 3.797 |
| | MEDIOBANCA SPA | Financials | 16.892.696 | 1.394.991 |
| | MONCLER SPA | Consumer Discretior | 4.501.604 | 374.316 |
| | PIRELLI & C SPA | Consumer Discretior | 726.963 | 61.347 |
| | PIRELLI & C. | Consumer Discretior | 31.110 | 2.627 |
| | POSTE ITALIANE SPA | Financials | 2.112.655 | 178.916 |
| | PRYSMIAN SPA | Industrials | 1.438.922 | 121.423 |
| | RECORDATI SPA | Health Care | 1.000.234 | 84.407 |
| | SNAM SPA | Energy | 4.082.579 | 345.218 |
| | TELECOM ITALIA SPA | Telecommunication | 2.102.934 | 177.462 |
| | TELECOM ITALIA-RSP | Telecommunication | 12.769.503 | 1.053.786 |
| | TERNA SPA | Utilities | 24.200.687 | 1.998.793 |
| | UBI BANCA SPA | Financials | 19.289 | 1.629 |
| | UNICREDIT SPA | Financials | 6.799.513 | 573.797 |
| | UNIPOL GRUPPO FINANZIARIO SP | Financials | 6.824 | 576 |
| | UNIPOLSAI ASSICURAZIONI SPA | Financials | 22.511 | 1.904 |
| Japan | ABC-MART INC | Consumer Discretior | 7.985.335 | 658.564 |
| | AGC INC | Industrials | 11.766.915 | 972.490 |
| | AJINOMOTO CO INC | Consumer Staples | 1.040.164 | 88.518 |
| | ALFRESA HOLDINGS CORP | Health Care | 952.257 | 81.037 |
| | ALPS ALPINE CO LTD | Information Technol | 9.374.245 | 773.109 |
| | ASAHI GROUP HOLDINGS LTD | Consumer Staples | 17.633.885 | 1.454.295 |
| | ASAHI KASEI CORP | Materials | 12.298.934 | 1.016.559 |
| | ASTELLAS PHARMA INC | Health Care | 25.905.194 | 2.139.371 |
| | BANDAI NAMCO HOLDINGS INC | Consumer Discretior | 15.777.748 | 1.301.926 |
| | BRIDGESTONE CORP | Consumer Discretior | 15.395.405 | 1.271.420 |
| | CENTRAL JAPAN RAILWAY CO | Industrials | 34.369.916 | 2.835.210 |
| | CHUBU ELECTRIC POWER CO INC | Utilities | 7.444.419 | 613.953 |
| | DAI NIPPON PRINTING CO LTD | Industrials | 19.739.268 | 1.630.345 |
| | DAICEL CORP | Materials | 8.394.375 | 694.432 |
| | DAI-ICHI LIFE HOLDINGS INC | Financials | 14.595.679 | 1.203.729 |
| | DAITO TRUST CONSTRUCT CO LTD | Real Estate | 18.977.755 | 1.565.126 |
| | DAIWA HOUSE INDUSTRY CO LTD | Real Estate | 24.105.104 | 1.987.987 |
| | DAIWA SECURITIES GROUP INC | Financials | 12.042.533 | 995.508 |
| | DENSO CORP | Consumer Discretior | 670.277 | 57.041 |
| | EAST JAPAN RAILWAY CO | Industrials | 25.028.133 | 2.064.111 |
| | FANUC CORP | Industrials | 22.077.216 | 1.820.744 |
| | FAST RETAILING CO LTD | Consumer Discretior | 25.091.390 | 2.069.328 |
| | FUJI ELECTRIC CO LTD | Industrials | 3.135.910 | 260.961 |
| | FUJIFILM HOLDINGS CORP | Information Technol | 982.690 | 83.627 |
| | FUKUOKA FINANCIAL GROUP INC | Financials | 1.352.229 | 111.521 |
| | HAKUHODO DY HOLDINGS INC | Telecommunication | 19.742.289 | 1.628.179 |
| | HAMAMATSU PHOTONICS KK | Information Technol | 18.173.105 | 1.498.766 |
| | HIKARI TSUSHIN INC | Consumer Discretior | 3.506.147 | 289.158 |
| | HITACHI CONSTRUCTION MACHINE | Industrials | 10.613.841 | 876.008 |
| | HITACHI LTD | Information Technol | 12.934.089 | 1.069.740 |
| | HONDA MOTOR CO LTD | Consumer Discretior | 21.035.899 | 1.739.026 |
| | HOYA CORP | Health Care | 17.448.687 | 1.439.022 |
| | IHI CORP | Industrials | 2.947.186 | 243.059 |
| | ISUZU MOTORS LTD | Consumer Discretior | 1.026.682 | 87.371 |
| | ITOCHU CORP | Industrials | 23.441.093 | 1.935.403 |
| | JAPAN AIRLINES CO LTD | Industrials | 19.775.972 | 1.633.310 |
| | JAPAN POST HOLDINGS CO LTD | Financials | 1.206.088 | 102.638 |
| | JFE HOLDINGS INC | Materials | 6.718.718 | 555.318 |
| | JTEKT CORP | Industrials | 490.403 | 41.733 |
| | JXTG HOLDINGS INC | Energy | 23.248.970 | 1.920.130 |
| | KAJIMA CORP | Industrials | 13.287.687 | 1.095.857 |
| | KAMIGUMI CO LTD | Industrials | 18.370.990 | 1.516.873 |
| | KANEKA CORP | Materials | 582.907 | 49.606 |
| | KANSAI ELECTRIC POWER CO INC | Utilities | 24.690.123 | 2.036.235 |
| | KAO CORP | Consumer Staples | 37.465.163 | 3.093.240 |
| | KDDI CORP | Telecommunication | 24.439.773 | 2.017.024 |
| | KEYENCE CORP | Information Technol | 32.311.328 | 2.664.768 |
| | KIKKOMAN CORP | Consumer Staples | 7.372.334 | 608.008 |
| | KIRIN HOLDINGS CO LTD | Consumer Staples | 20.831.672 | 1.720.961 |
| | KOITO MANUFACTURING CO LTD | Consumer Discretior | 9.083.077 | 749.096 |
| | KOMATSU LTD | Industrials | 25.335.324 | 2.089.445 |
| | KONAMI HOLDINGS CORP | Telecommunication | 236.960 | 20.165 |
| | KONICA MINOLTA INC | Information Technol | 261.174 | 22.226 |
| | KURARAY CO LTD | Materials | 10.912.066 | 901.269 |
| | KYOCERA CORP | Information Technol | 18.524.096 | 1.527.712 |
| | KYOWA HAKKO KIRIN CO LTD | Health Care | 5.248.101 | 432.819 |
| | KYUSHU ELECTRIC POWER CO INC | Utilities | 4.733.226 | 390.357 |
| | MEDIPAL HOLDINGS CORP | Health Care | 9.059.007 | 747.111 |




| Land | Selskab/aktie | Branche | Markedsværdi i kr. | |
|------|------------------------------|---------------------|---|---|
| | | |  |  |
| | | |  | |
| | MEIJI HOLDINGS CO LTD | Consumer Staples | 1.080.115 | 91.918 |
| | MINEBEA MITSUMI INC | Industrials | 2.680.536 | 222.786 |
| | MITSUBISHI CHEMICAL HOLDINGS | Materials | 20.596.019 | 1.700.758 |
| | MITSUBISHI CORP | Industrials | 35.510.841 | 2.932.465 |
| | MITSUBISHI ELECTRIC CORP | Industrials | 13.931.616 | 1.148.963 |
| | MITSUBISHI ESTATE CO LTD | Real Estate | 13.752.472 | 1.134.189 |
| | MITSUBISHI GAS CHEMICAL CO | Materials | 498.770 | 42.445 |
| | MITSUBISHI TANABE PHARMA | Health Care | 11.911.350 | 982.348 |
| | MITSUBISHI UFJ FINANCIAL GRO | Financials | 39.255.913 | 3.241.745 |
| | MITSUBISHI UFJ LEASE & FINAN | Financials | 12.625.076 | 1.043.340 |
| | mitsui & co ltd | Industrials | 24.846.952 | 2.052.164 |
| | mitsui chemicals inc | Materials | 857.495 | 72.973 |
| | mitsui fudosan co ltd | Real Estate | 15.854.499 | 1.307.546 |
| | mizuho financial group inc | Financials | 32.276.887 | 2.665.867 |
| | ms&ad insurance group holdin | Financials | 14.595.174 | 1.203.688 |
| | murata manufacturing co ltd | Information Technol | 24.572.496 | 2.026.534 |
| | nabtesco corp | Industrials | 13.166.159 | 1.085.835 |
| | nexon co ltd | Telecommunication | 1.848.038 | 152.411 |
| | ngk spark plug co ltd | Consumer Discretior | 732.672 | 62.351 |
| | nikon corp | Consumer Discretior | 10.934.527 | 901.788 |
| | nintendo co ltd | Telecommunication | 23.012.984 | 1.897.918 |
| | nippon express co ltd | Industrials | 15.201.328 | 1.253.678 |
| | nippon telegraph & telephone | Telecommunication | 22.954.403 | 1.893.733 |
| | nissan motor co ltd | Consumer Discretior | 20.169.514 | 1.666.075 |
| | nitto denko corp | Materials | 6.670.842 | 550.155 |
| | nomura holdings inc | Financials | 12.868.637 | 1.061.297 |
| | nomura research institute lt | Information Technol | 14.197.391 | 1.170.882 |
| | nsk ltd | Industrials | 11.507.963 | 950.570 |
| | ntt data corp | Information Technol | 18.024.650 | 1.486.522 |
| | ntt docomo inc | Telecommunication | 24.846.962 | 2.052.731 |
| | obayashi corp | Industrials | 13.923.483 | 1.148.292 |
| | obic co ltd | Information Technol | 2.426.066 | 200.082 |
| | oji holdings corp | Materials | 3.713.396 | 306.250 |
| | omron corp | Information Technol | 6.682.289 | 551.099 |
| | ono pharmaceutical co ltd | Health Care | 18.283.368 | 1.507.859 |
| | orix corp | Financials | 22.001.170 | 1.816.900 |
| | otsuka holdings co ltd | Health Care | 17.770.775 | 1.465.585 |
| | panasonic corp | Consumer Discretior | 16.750.103 | 1.381.408 |
| | polo orbis holdings inc | Consumer Staples | 13.567.641 | 1.118.945 |
| | resona holdings inc | Financials | 19.158.167 | 1.582.488 |
| | rohm co ltd | Information Technol | 8.162.943 | 673.211 |
| | ryohin keikaku co ltd | Consumer Discretior | 9.629.420 | 794.154 |
| | santen pharmaceutical co ltd | Health Care | 6.710.974 | 553.465 |
| | sbi holdings inc | Financials | 1.103.385 | 90.998 |
| | sekisui chemical co ltd | Consumer Discretior | 303.859 | 25.858 |
| | sekisui house ltd | Consumer Discretior | 18.558.925 | 1.530.585 |
| | seven & i holdings co ltd | Consumer Staples | 28.544.462 | 2.354.108 |
| | shimadzu corp | Information Technol | 4.348.631 | 358.639 |
| | shimano inc | Consumer Discretior | 19.442.348 | 1.603.442 |
| | shimizu corp | Industrials | 10.490.726 | 865.187 |
| | shin-etsu chemical co ltd | Materials | 28.238.561 | 2.328.880 |
| | shionogi & co ltd | Health Care | 19.987.407 | 1.648.394 |
| | shiseido co ltd | Consumer Staples | 13.744.072 | 1.133.496 |
| | showa denko k k | Materials | 4.902.156 | 406.125 |
| | showa shell sekiyu kk | Energy | 878.163 | 74.732 |
| | softbank group corp | Telecommunication | 36.729.979 | 3.030.128 |
| | sompo holdings inc | Financials | 3.999.152 | 329.817 |
| | sony corp | Consumer Discretior | 51.450.590 | 4.245.515 |
| | subaru corp | Consumer Discretior | 5.810.074 | 479.166 |
| | sumitomo chemical co ltd | Materials | 7.089.077 | 586.490 |
| | sumitomo corp | Industrials | 10.245.614 | 844.972 |
| | sumitomo electric industries | Consumer Discretior | 14.330.211 | 1.184.278 |
| | sumitomo heavy industries | Industrials | 9.968.020 | 824.249 |
| | sumitomo mitsui financial gr | Financials | 32.088.381 | 2.646.644 |
| | sumitomo mitsui trust holdin | Financials | 1.013.770 | 86.272 |
| | sumitomo realty & developmen | Real Estate | 13.938.177 | 1.149.504 |
| | suzuki motor corp | Consumer Discretior | 16.611.384 | 1.370.208 |
| | taiheiyo cement corp | Materials | 855.731 | 72.823 |
| | taisei corp | Industrials | 979.676 | 83.371 |
| | takeda pharmaceutical co ltd | Health Care | 17.102.483 | 1.410.470 |
| | teijin ltd | Materials | 8.736.804 | 721.627 |
| | terumo corp | Health Care | 11.218.508 | 925.209 |
| | thk co ltd | Industrials | 8.838.426 | 728.919 |
| | tokio marine holdings inc | Financials | 27.416.915 | 2.264.888 |
| | tokyo electric power company | Utilities | 962.509 | 81.910 |
| | tokyo electron ltd | Information Technol | 24.620.992 | 2.030.533 |
| | tokyo gas co ltd | Utilities | 1.037.890 | 88.325 |
| | tokyu fudosan holdings corp | Real Estate | 795.247 | 65.585 |
| | toppan printing co ltd | Industrials | 9.534.576 | 786.332 |
| | tosoh corp | Materials | 109.853 | 9.348 |
| | toyota motor corp | Consumer Discretior | 104.085.485 | 8.592.773 |
| | unicharm corp | Consumer Staples | 25.596.056 | 2.110.948 |




| Land | Selskab/aktie | Branche | Markedsværdi i kr. | |
|------------------------------|------------------------------|---------------------|---|---|
| | | |  |  |
| | | |  | |
| | | | | |
| | USS CO LTD | Consumer Discretior | 3.170.174 | 261.449 |
| | WEST JAPAN RAILWAY CO | Industrials | 22.476.049 | 1.853.636 |
| | YAKULT HONSHA CO LTD | Consumer Staples | 6.830.222 | 563.300 |
| | YAMAHA MOTOR CO LTD | Consumer Discretior | 7.776.013 | 641.301 |
| Jersey Kina | YOKOGAWA ELECTRIC CORP | Information Technok | 5.505.343 | 454.035 |
| | RANDGOLD RESOURCES LTD | Materials | 2.336.255 | 197.151 |
| | 3SBIO INC | Health Care | 4.579.256 | 377.347 |
| | AGILE GROUP HOLDINGS LTD | Real Estate | 4.608.354 | 379.745 |
| | AGRICULTURAL BANK OF CHINA-H | Financials | 14.889.121 | 1.226.916 |
| | AIR CHINA LTD-H | Industrials | 6.824.967 | 562.402 |
| | AISINO CORP-A | Information Technok | 2.624.235 | 216.246 |
| | ALIBABA GROUP HOLDING-SP ADR | Consumer Discretior | 103.110.001 | 8.496.630 |
| | ANHUI CONCH CEMENT CO LTD-H | Materials | 20.988.353 | 1.729.515 |
| | ANTA SPORTS PRODUCTS LTD | Consumer Discretior | 8.440.451 | 695.523 |
| | BAIDU INC - SPON ADR | Telecommunication | 30.594.736 | 2.521.115 |
| | BANK OF CHINA LTD-H | Financials | 33.340.666 | 2.747.389 |
| | BEIJING CAPITAL INTL AIRPO-H | Industrials | 13.446.417 | 1.108.033 |
| | CHINA COMMUNICATIONS CONST-H | Industrials | 6.448.386 | 531.370 |
| | CHINA CONCH VENTURE HOLDINGS | Industrials | 7.273.101 | 599.329 |
| | CHINA CONSTRUCTION BANK-H | Financials | 57.909.759 | 4.771.970 |
| | CHINA LIFE INSURANCE CO-H | Financials | 5.764.195 | 474.990 |
| | CHINA LITERATURE LTD | Telecommunication | 2.509.319 | 206.777 |
| | CHINA LONGYUAN POWER GROUP-H | Utilities | 6.987.386 | 575.785 |
| | CHINA MEDICAL SYSTEM HOLDING | Health Care | 7.279.698 | 599.873 |
| | CHINA MERCHANTS BANK-H | Financials | 25.197.070 | 2.076.328 |
| | CHINA MOLYBDENUM CO LTD-H | Materials | 4.715.555 | 388.578 |
| | CHINA NATIONAL BUILDING MA-H | Materials | 15.819.390 | 1.303.574 |
| | CHINA RAILWAY CONSTRUCTION-H | Industrials | 15.290.313 | 1.259.976 |
| | CHINA RAILWAY GROUP LTD-H | Industrials | 4.484.194 | 369.514 |
| | CHINA TELECOM CORP LTD-H | Telecommunication | 11.516.074 | 948.965 |
| | CHINA VANKE CO LTD-H | Real Estate | 7.596.760 | 626.000 |
| | CNOOC LTD | Energy | 26.732.533 | 2.202.856 |
| | CSPC PHARMACEUTICAL GROUP LT | Health Care | 13.796.041 | 1.136.843 |
| | GEELY AUTOMOBILE HOLDINGS LT | Consumer Discretior | 13.193.910 | 1.087.225 |
| | GREE ELECTRIC APPLIANCES I-A | Consumer Discretior | 1.271.058 | 104.740 |
| | GUANGZHOU AUTOMOBILE GROUP-H | Consumer Discretior | 7.522.299 | 619.864 |
| | HUANENG RENEWABLES CORP-H | Utilities | 5.968.344 | 491.813 |
| | IND & COMM BK OF CHINA-H | Financials | 37.696.059 | 3.106.289 |
| | JD.COM INC-ADR | Consumer Discretior | 10.512.239 | 866.246 |
| | JIANGSU EXPRESS CO LTD-H | Industrials | 7.515.070 | 619.268 |
| LONGFOR GROUP HOLDINGS LTD | Real Estate | 10.933.958 | 900.997 | |
| MOMO INC-SPON ADR | Telecommunication | 4.457.821 | 367.340 | |
| NETEASE INC-ADR | Telecommunication | 12.517.430 | 1.031.481 | |
| PEOPLE'S INSURANCE CO GROU-H | Financials | 13.542.741 | 1.115.970 | |
| PING AN INSURANCE GROUP CO-H | Financials | 57.409.687 | 4.730.762 | |
| SHANGHAI PHARMACEUTICALS-H | Health Care | 7.084.658 | 583.801 | |
| SHENZHOU INTERNATIONAL GROUP | Consumer Discretior | 14.415.299 | 1.187.872 | |
| SINOPEC SHANGHAI PETROCHEM-H | Materials | 5.460.313 | 449.949 | |
| SINOPHARM GROUP CO-H | Health Care | 14.719.544 | 1.212.943 | |
| TAL EDUCATION GROUP- ADR | Consumer Discretior | 4.066.134 | 335.064 | |
| TENCENT HOLDINGS LTD | Telecommunication | 178.119.330 | 14.677.665 | |
| WEIBO CORP-SPON ADR | Telecommunication | 7.463.583 | 615.026 | |
| YANGZIJANG SHIPBUILDING | Industrials | 1.630.566 | 127.598 | |
| YUM CHINA HOLDINGS INC | Consumer Discretior | 11.543.447 | 951.221 | |
| YY INC-ADR | Telecommunication | 2.736.832 | 225.525 | |
| ZHEJIANG EXPRESSWAY CO-H | Industrials | 6.721.769 | 553.898 | |
| Luxembourg | AAC TECHNOLOGIES HOLDINGS IN | Information Technok | 4.653.271 | 383.446 |
| | ARCELORMITTAL | Materials | 4.535.068 | 383.124 |
| | AROUNDTOWN SA | Real Estate | 1.954.930 | 164.972 |
| | EUROFINS SCIENTIFIC | Health Care | 1.224.535 | 103.336 |
| | MILLICOM INTL CELLULAR-SDR | Telecommunication | 1.147.625 | 96.845 |
| | RTL GROUP | Telecommunication | 693.543 | 58.527 |
| | SES | Telecommunication | 2.134.158 | 180.195 |
| | TENARIS SA | Energy | 9.761.611 | 809.082 |
| Malaysia | GENTING BHD | Consumer Discretior | 4.878.800 | 402.030 |
| | MALAYSIA AIRPORTS HLDGS BHD | Industrials | 8.731.144 | 719.477 |
| | PETRONAS DAGANGAN BHD | Energy | 1.402.937 | 115.607 |
| | RHB BANK BHD | Financials | 10.713.955 | 882.868 |
| Mexico | TELEKOM MALAYSIA BHD | Telecommunication | 12.330.364 | 1.016.066 |
| | AMERICA MOVIL SAB DE C-SER L | Telecommunication | 7.776.770 | 640.833 |
| | ARCA CONTINENTAL SAB DE CV | Consumer Staples | 11.137.283 | 917.752 |
| | BANCO SANTANDER MEXICO-B | Financials | 4.654.800 | 383.572 |
| | COCA-COLA FEMSA SAB-SER L | Consumer Staples | 14.829.905 | 1.222.037 |
| | FIBRA UNO ADMINISTRACION SA | Real Estate | 16.336.519 | 1.346.187 |
| | FRESNILLO PLC | Materials | 797.119 | 67.267 |
| | GRUMA S.A.B.-B | Consumer Staples | 10.337.848 | 851.875 |
| | GRUPO AEROPORT DEL PACIFIC-B | Industrials | 10.178.893 | 838.777 |
| | INDUSTRIAS PENOLES SAB DE CV | Materials | 5.896.419 | 485.886 |
| New Zealand | PROMOTORA Y OPERADORA DE INF | Industrials | 7.900.049 | 650.992 |
| | A2 MILK CO LTD | Consumer Staples | 5.817.675 | 455.255 |
| | AUCKLAND INTL AIRPORT LTD | Industrials | 3.651.811 | 285.768 |
| | FISHER & PAYKEL HEALTHCARE C | Health Care | 2.257.780 | 176.680 |




| Land | Selskab/aktie | Branche | Markedsværdi i kr. | |
|---------------|---------------------------------|------------------------|---|---|
| | | |  |  |
| | | |  | |
| Norge | MERIDIAN ENERGY LTD | Utilities | 2.030.141 | 158.866 |
| | SPARK NEW ZEALAND LTD | Telecommunication | 11.967.486 | 936.500 |
| | AKER BP ASA | Energy | 775.808 | 65.469 |
| | DNB ASA | Financials | 32.199.233 | 2.665.117 |
| | EQUINOR ASA | Energy | 10.398.190 | 875.150 |
| | GJENSIDIGE FORSIKRING ASA | Financials | 954.544 | 80.426 |
| | MOWI ASA | Consumer Staples | 2.658.384 | 224.335 |
| | NORSK HYDRO ASA | Materials | 1.796.264 | 151.585 |
| | ORKLA ASA | Consumer Staples | 23.591.195 | 1.948.121 |
| | SCHIBSTED ASA-B SHS | Telecommunication | 813.913 | 68.684 |
| | SCHIBSTED ASA-CL A | Telecommunication | 1.678 | 142 |
| | TELENOR ASA | Telecommunication | 4.358.197 | 367.781 |
| | YARA INTERNATIONAL ASA | Materials | 2.229.915 | 187.757 |
| Peru | SOUTHERN COPPER CORP | Materials | 19.265.584 | 1.587.152 |
| Philippinerne | GLOBE TELECOM INC | Telecommunication | 10.656.384 | 878.124 |
| | METRO PACIFIC INVESTMENTS CO | Financials | 5.660.296 | 466.428 |
| | OIL & GAS DEVELOPMENT CO LTD | Energy | 819.053 | 67.493 |
| | PLDT INC | Telecommunication | 7.559.134 | 622.899 |
| Polen | BANK HANDLOWY W WARSZAWIE SA | Financials | 7.035.780 | 579.773 |
| | GRUPA LOTOS SA | Energy | 2.999.344 | 247.157 |
| | LPP SA | Consumer Discretionary | 5.868.699 | 483.602 |
| | POLSKI KONCERN NAFTOWY ORLEN | Energy | 17.488.761 | 1.441.136 |
| | POWSZECHNY ZAKLAD UBEZPIECZENIA | Financials | 21.310 | 1.756 |
| Portugal | BANCO COMERCIAL PORTUGUES-R | Financials | 13.919 | 1.160 |
| | BANCO ESPIRITO SANTO-REG | Financials | 1.446 | 122 |
| | CIMPOR-CIMENTOS DE PORTUGAL | Materials | 1.605 | 137 |
| | EDP-ENERGIAS DE PORTUGAL SA | Utilities | 2.709.176 | 228.577 |
| | GALP ENERGIA SGPS SA | Energy | 3.207.624 | 271.305 |
| | JERONIMO MARTINS | Consumer Staples | 869.957 | 73.417 |
| | PHAROL SGPS SA | Telecommunication | 32.851 | 2.779 |
| Qatar | QATAR ELECTRICITY & WATER CO | Utilities | 1.390.501 | 114.582 |
| Rusland | ALROSA PJSC | Materials | 2.736.882 | 225.529 |
| | GAZPROM PAO -SPON ADR | Energy | 24.146.922 | 1.989.792 |
| | GAZPROM PJSC | Energy | 1.832.198 | 150.980 |
| | LUKOIL PJSC-SPON ADR | Energy | 41.232.140 | 3.397.675 |
| | MAGNIT PJSC | Consumer Staples | 2.285.996 | 188.374 |
| | MOBILE TELESYSTEMS PJSC | Telecommunication | 6.146.881 | 506.525 |
| | SBERBANK PJSC -SPONSORED ADR | Financials | 29.635.082 | 2.442.036 |
| | SURGUTNEFTGAS-PREFERENCE | Energy | 2.705.305 | 222.927 |
| | SURGUTNEFTGAS-SP ADR | Energy | 9.933.507 | 818.556 |
| Schweiz | ABB LTD-REG | Industrials | 12.097.673 | 1.020.605 |
| | ADECCO GROUP AG-REG | Industrials | 3.880.226 | 325.577 |
| | BALOISE HOLDING AG - REG | Financials | 2.969.454 | 251.276 |
| | BARRY CALLEBAUT AG-REG | Consumer Staples | 2.474.850 | 205.891 |
| | CHOCOLADEFABRIKEN LINDT-PC | Consumer Staples | 1.876.714 | 158.372 |
| | CHOCOLADEFABRIKEN LINDT-REG | Consumer Staples | 2.251.381 | 189.989 |
| | CHUBB LTD | Financials | 81.136.521 | 6.680.916 |
| | CIE FINANCIERE RICHEMONT-REG | Consumer Discretionary | 33.620.537 | 2.790.353 |
| | CLARIANT AG-REG | Materials | 1.052.894 | 88.851 |
| | COCA-COLA HBC AG-DI | Consumer Staples | 1.815.654 | 153.219 |
| | CREDIT SUISSE GROUP AG-REG | Financials | 15.201.776 | 1.268.589 |
| | DUFREY AG-REG | Consumer Discretionary | 857.265 | 72.343 |
| | EMS-CHEMIE HOLDING AG-REG | Materials | 1.305.960 | 110.207 |
| | FERGUSON PLC | Industrials | 30.195.235 | 2.496.620 |
| | GARMIN LTD | Consumer Discretionary | 975.652 | 83.028 |
| | GARRETT MOTION INC | Consumer Discretionary | 721.480 | 59.402 |
| | GEBERIT AG-REG | Industrials | 4.231.691 | 357.103 |
| | GIVAUDAN-REG | Materials | 6.264.599 | 528.655 |
| | JULIUS BAER GROUP LTD | Financials | 14.498.375 | 1.199.232 |
| | KUEHNE + NAGEL INTL AG-REG | Industrials | 2.336.157 | 196.634 |
| | LAFARGEHOLCIM LTD-REG | Materials | 5.722.961 | 482.948 |
| | LONZA GROUP AG-REG | Health Care | 26.186.963 | 2.168.822 |
| | NESTLE SA-REG | Consumer Staples | 169.115.179 | 14.098.556 |
| | NOVARTIS AG-REG | Health Care | 132.857.387 | 11.070.104 |
| | PARGESA HOLDING SA-BR | Financials | 26.148.237 | 2.156.528 |
| | PARTNERS GROUP HOLDING AG | Financials | 3.105.921 | 262.107 |
| | ROCHE HOLDING AG-GENUSSCHEIN | Health Care | 151.633.534 | 12.609.520 |
| | SCHINDLER HOLDING AG-REG | Industrials | 1.164.817 | 98.296 |
| | SCHINDLER HOLDING-PART CERT | Industrials | 2.335.370 | 197.077 |
| | SGS SA-REG | Industrials | 16.791.838 | 1.390.729 |
| | SIKA AG-BR | Materials | 61.039 | 5.030 |
| | SIKA AG-REG | Materials | 4.760.552 | 401.736 |
| | SONOVA HOLDING AG-REG | Health Care | 2.633.396 | 222.228 |
| | STMICROELECTRONICS NV | Information Technology | 26.738.919 | 2.211.278 |
| | STRAUMANN HOLDING AG-REG | Health Care | 1.862.786 | 157.196 |
| | SWATCH GROUP AG/THE-BR | Consumer Discretionary | 25.628.073 | 2.117.369 |
| | SWATCH GROUP AG/THE-REG | Consumer Discretionary | 947.784 | 79.981 |
| | SWISS LIFE HOLDING AG-REG | Financials | 29.172.400 | 2.412.295 |
| | SWISS PRIME SITE-REG | Real Estate | 1.774.515 | 149.747 |
| | SWISS RE AG | Financials | 10.483.497 | 884.647 |
| | SWISSCOM AG-REG | Telecommunication | 4.179.197 | 352.864 |
| | SYNGENTA AG-2ND LINE | Materials | 736 | 63 |




| Land | Selskab/aktie | Branche | Markedsværdi i kr. | |
|----------------|---------------------------------------|---------------------|---|---|
| | | |  |  |
| | | |  | |
| | SYNGENTA AG-REG | Materials | 58.310 | 4.921 |
| | TE CONNECTIVITY LTD | Information Technok | 37.680.967 | 3.100.699 |
| | TEMENOS AG - REG | Information Technok | 6.199.310 | 514.946 |
| | UBS GROUP AG-REG | Financials | 19.541.564 | 1.639.823 |
| | VIFOR PHARMA AG | Health Care | 1.437.635 | 121.319 |
| Singapore | ZURICH INSURANCE GROUP AG | Financials | 15.427.014 | 1.303.088 |
| | CAPITALAND MALL TRUST | Real Estate | 271.136 | 23.074 |
| | COMFORTDELGRO CORP LTD | Industrials | 1.876.552 | 152.937 |
| | DBS GROUP HOLDINGS LTD | Financials | 27.967.281 | 2.188.543 |
| | GENTING SINGAPORE LTD | Consumer Discretior | 6.585.179 | 515.315 |
| | JARDINE CYCLE & CARRIAGE LTD | Consumer Discretior | 5.688.558 | 445.151 |
| | KEPPEL CORP LTD | Industrials | 5.090.563 | 398.355 |
| | OVERSEA-CHINESE BANKING CORP SATS LTD | Financials | 26.213.028 | 2.054.216 |
| | SINGAPORE EXCHANGE LTD | Industrials | 4.433.888 | 346.968 |
| | SINGAPORE TECH ENGINEERING | Financials | 3.057.095 | 239.229 |
| | UNITED OVERSEAS BANK LTD | Industrials | 2.739.183 | 221.170 |
| | UOL GROUP LTD | Financials | 22.738.915 | 1.787.714 |
| Spanien | ABERTIS INFRAESTRUCTURAS SA | Real Estate | 8.118.537 | 635.306 |
| | ACS ACTIVIDADES CONS Y SERV | Industrials | 5.499.355 | 464.080 |
| | AENA SME SA | Industrials | 3.871.477 | 327.406 |
| | AMADEUS IT GROUP SA | Industrials | 31.424.078 | 2.595.555 |
| | BANCO BILBAO VIZCAYA ARGENTA | Information Technok | 42.298.846 | 3.506.405 |
| | BANCO DE SABADELL SA | Financials | 30.385.785 | 2.525.014 |
| | BANCO POPULAR ESPANOL | Financials | 1.900.807 | 160.405 |
| | BANCO SANTANDER SA | Financials | 8.917 | 753 |
| | BANKIA SA | Financials | 22.988.532 | 1.939.527 |
| | BANKINTER SA | Financials | 1.063.249 | 89.725 |
| | CAIXABANK SA | Financials | 1.589.840 | 134.163 |
| | DISTRIBUIDORA INTERNACIONAL | Financials | 3.815.964 | 321.998 |
| | ENAGAS SA | Consumer Staples | 100.438 | 8.301 |
| | ENDESA SA | Energy | 2.847.708 | 241.034 |
| | FERROVIAL SA | Utilities | 3.286.747 | 278.101 |
| | GRIFOLS SA | Industrials | 2.878.199 | 242.885 |
| | IBERDROLA SA | Health Care | 2.263.140 | 190.982 |
| | INDITEX | Utilities | 52.017.849 | 4.316.014 |
| | INDUSTRIA DE DISENO TEXTIL | Consumer Discretior | 906 | 77 |
| | MAPFRE SA | Consumer Discretior | 22.021.772 | 1.830.764 |
| | NATURGY ENERGY GROUP SA | Financials | 820.383 | 69.234 |
| | RED ELECTRICA CORPORACION SA | Utilities | 2.639.433 | 222.702 |
| | REPSOL SA | Utilities | 3.776.766 | 319.360 |
| | SIEMENS GAMESA RENEWABLE ENE | Energy | 32.266.312 | 2.675.222 |
| | TELEFONICA SA | Industrials | 779.038 | 65.741 |
| | ZARDOYA OTIS SA | Telecommunication | 43.521.311 | 3.609.885 |
| Storbritannien | 3I GROUP PLC | Industrials | 3.828 | 324 |
| | ADMIRAL GROUP PLC | Financials | 28.704.353 | 2.373.401 |
| | ANGLO AMERICAN PLC | Financials | 1.513.250 | 127.700 |
| | ACON PLC | Materials | 37.192.811 | 3.081.726 |
| | ASHTREAD GROUP PLC | Financials | 136.325 | 11.601 |
| | ASSOCIATED BRITISH FOODS PLC | Industrials | 21.783.717 | 1.802.210 |
| | ASTRAZENECA PLC | Consumer Staples | 20.374.352 | 1.684.259 |
| | AUTO TRADER GROUP PLC | Health Care | 34.702.456 | 2.916.982 |
| | AVIVA PLC | Telecommunication | 15.358.937 | 1.271.074 |
| | BABCOCK INTL GROUP PLC | Financials | 6.411.155 | 541.684 |
| | BARCLAYS PLC | Industrials | 512.952 | 43.287 |
| | BARRATT DEVELOPMENTS PLC | Financials | 13.142.527 | 1.102.076 |
| | BERKELEY GROUP HOLDINGS/THE | Consumer Discretior | 2.360.929 | 199.697 |
| | BP PLC | Consumer Discretior | 2.452.539 | 207.557 |
| | BP PLC-SPONS ADR | Energy | 82.658.059 | 6.892.552 |
| | BRITISH LAND CO PLC | Energy | 13.348.082 | 1.098.997 |
| | BT GROUP PLC | Real Estate | 2.600.371 | 219.988 |
| | BUNZL PLC | Telecommunication | 24.097.579 | 2.004.292 |
| | BURBERRY GROUP PLC | Industrials | 2.929.685 | 247.230 |
| | CENTRICA PLC | Consumer Discretior | 2.667.078 | 225.069 |
| | CNH INDUSTRIAL NV | Utilities | 2.762.620 | 233.131 |
| | COMPASS GROUP PLC | Industrials | 2.620.715 | 221.156 |
| | CONVATEC GROUP PLC | Consumer Discretior | 42.978.905 | 3.564.404 |
| | CRODA INTERNATIONAL PLC | Health Care | 691.664 | 58.368 |
| | DIAGEO PLC | Materials | 2.250.042 | 189.876 |
| | DIRECT LINE INSURANCE GROUP | Consumer Staples | 78.826.162 | 6.552.662 |
| | EASYJET PLC | Financials | 29.805.265 | 2.461.256 |
| | EXPERIAN PLC | Industrials | 737.770 | 62.259 |
| | FIAT CHRYSLER AUTOMOBILES NV | Industrials | 6.878.281 | 580.645 |
| | G4S PLC | Consumer Discretior | 4.986.309 | 421.147 |
| | GLAXOSMITHKLINE PLC | Industrials | 1.108.913 | 93.579 |
| | HAMMERSON PLC | Health Care | 85.437.780 | 7.101.175 |
| | HARGREAVES LANSDOWN PLC | Real Estate | 959.004 | 80.928 |
| | HSBC HOLDINGS PLC | Financials | 1.924.258 | 162.384 |
| | INFORMA PLC | Financials | 110.770.705 | 9.228.908 |
| | INTERCONTINENTAL HOTELS GROU | Telecommunication | 28.743.130 | 2.374.224 |
| | INTERTEK GROUP PLC | Consumer Discretior | 2.804.865 | 236.696 |
| | INTL CONSOLIDATED AIRLINE-DI | Industrials | 12.705.438 | 1.052.565 |
| | | Industrials | 1.421.077 | 119.921 |




| Land | Selskab/aktie | Branche | Markedsværdi i kr. | |
|---------|------------------------------|---------------------|---|---|
| | | |  |  |
| | | |  | |
| | INTU PROPERTIES PLC | Real Estate | 1.926 | 163 |
| | ITV PLC | Telecommunication | 1.653.074 | 139.499 |
| | JOHNSON MATTHEY PLC | Materials | 1.991.177 | 168.031 |
| | KINGFISHER PLC | Consumer Discretior | 15.275.670 | 1.261.983 |
| | LAND SECURITIES GROUP PLC | Real Estate | 2.216.355 | 187.033 |
| | LEGAL & GENERAL GROUP PLC | Financials | 5.213.866 | 439.986 |
| | LINDE PLC | Materials | 794.099 | 67.534 |
| | LLOYDS BANKING GROUP PLC | Financials | 56.832.674 | 4.714.461 |
| | LONDON STOCK EXCHANGE GROUP | Financials | 4.640.164 | 391.573 |
| | MARKS & SPENCER GROUP PLC | Consumer Discretior | 1.507.612 | 127.224 |
| | MEGGITT PLC | Industrials | 3.068.369 | 258.146 |
| | MELROSE INDUSTRIES PLC | Industrials | 2.898.246 | 244.576 |
| | MERLIN ENTERTAINMENT | Consumer Discretior | 806.881 | 68.091 |
| | MICHAEL KORS HOLDINGS LTD | Consumer Discretior | 20.224.842 | 1.664.662 |
| | MICRO FOCUS INTERNATIONAL | Information Technok | 2.201.443 | 185.775 |
| | MONDI PLC | Materials | 2.817.632 | 238.219 |
| | NATIONAL GRID PLC | Utilities | 10.377.597 | 876.207 |
| | NEXT PLC | Consumer Discretior | 2.573.146 | 217.492 |
| | PEARSON PLC | Telecommunication | 3.698.382 | 312.826 |
| | PENTAIR PLC | Industrials | 914.865 | 77.855 |
| | PERSIMMON PLC | Consumer Discretior | 9.951.803 | 826.585 |
| | PRUDENTIAL PLC | Financials | 23.106.688 | 1.930.807 |
| | RECKITT BENCKISER GROUP PLC | Consumer Staples | 15.015.099 | 1.267.201 |
| | RELX PLC | Industrials | 13.504.752 | 1.140.778 |
| | RIO TINTO LTD | Materials | 21.781.727 | 1.709.631 |
| | RIO TINTO PLC | Materials | 65.729.877 | 5.452.557 |
| | ROLLS-ROYCE HOLDINGS PLC | Industrials | 6.326.578 | 534.761 |
| | ROYAL BANK OF SCOTLAND GROUP | Financials | 3.808.646 | 321.403 |
| | ROYAL MAIL PLC | Industrials | 922.076 | 77.812 |
| | RSA INSURANCE GROUP PLC | Financials | 1.928.869 | 162.773 |
| | SAGE GROUP PLC/THE | Information Technok | 2.379.471 | 200.798 |
| | SAINSBURY (J) PLC | Consumer Staples | 1.698.873 | 143.364 |
| | SCHRODERS PLC | Financials | 1.110.934 | 93.749 |
| | SEGR0 PLC | Real Estate | 2.193.982 | 185.155 |
| | SEVERN TRENT PLC | Utilities | 1.593.254 | 134.451 |
| | SMITH & NEPHEW PLC | Health Care | 5.784.367 | 488.934 |
| | SMITHS GROUP PLC | Industrials | 2.801.679 | 237.019 |
| | SSE PLC | Utilities | 31.251.236 | 2.583.141 |
| | ST JAMES'S PLACE PLC | Financials | 1.822.887 | 153.829 |
| | STANDARD CHARTERED PLC | Financials | 6.247.223 | 527.189 |
| | STANDARD LIFE ABERDEEN PLC | Financials | 2.199.040 | 185.572 |
| | TAYLOR WIMPEY PLC | Consumer Discretior | 2.110.641 | 178.455 |
| | TECHNIPFMC PLC | Energy | 288.524 | 24.538 |
| | TESCO PLC | Consumer Staples | 7.143.342 | 603.063 |
| | UNILEVER NV-CVA | Consumer Staples | 85.804.410 | 7.122.566 |
| | UNILEVER PLC | Consumer Staples | 67.374.128 | 5.589.753 |
| | UNITED UTILITIES GROUP PLC | Utilities | 1.867.519 | 157.596 |
| | VODAFONE GROUP PLC | Telecommunication | 49.140.089 | 4.081.019 |
| | WEIR GROUP PLC/THE | Industrials | 1.139.621 | 96.170 |
| | WHITBREAD PLC | Consumer Discretior | 3.071.628 | 259.208 |
| | WILLIS TOWERS WATSON PLC | Financials | 55.014.078 | 4.529.511 |
| | WM MORRISON SUPERMARKETS | Consumer Staples | 1.743.843 | 147.159 |
| | WOOD GROUP (JOHN) PLC | Energy | 1.251.595 | 105.619 |
| | WPP PLC | Telecommunication | 3.903.053 | 329.370 |
| Sverige | ALFA LAVAL AB | Industrials | 1.806.391 | 152.437 |
| | ASSA ABLOY AB-B | Industrials | 5.136.346 | 433.445 |
| | ATLAS COPCO AB-A SHS | Industrials | 4.867.381 | 410.782 |
| | ATLAS COPCO AB-B SHS | Industrials | 2.436.715 | 205.629 |
| | BOLIDEN AB | Materials | 1.702.570 | 143.676 |
| | ELECTROLUX AB-SER B | Consumer Discretior | 1.464.977 | 123.626 |
| | EPIROC AB-A | Industrials | 1.832.397 | 154.632 |
| | EPIROC AB-B | Industrials | 981.933 | 82.863 |
| | ERICSSON LM-B SHS | Information Technok | 16.166.146 | 1.347.881 |
| | ESSITY AKTIEBOLAG-B | Consumer Staples | 4.272.103 | 360.513 |
| | HENNES & MAURITZ AB-B SHS | Consumer Discretior | 3.579.073 | 302.030 |
| | HEXAGON AB-B SHS | Information Technok | 3.412.287 | 287.955 |
| | HUSQVARNA AB-B SHS | Consumer Discretior | 856.528 | 72.280 |
| | ICA GRUPPEN AB | Consumer Staples | 959.305 | 80.954 |
| | INDUSTRIVARDEN AB-C SHS | Financials | 2.747.085 | 228.234 |
| | INVESTOR AB-B SHS | Financials | 17.134.497 | 1.425.297 |
| | KINNEVIK AB - B | Financials | 2.054.319 | 173.658 |
| | LUNDBERGS AB-B SHS | Financials | 743.603 | 62.751 |
| | LUNDIN PETROLEUM AB | Energy | 1.339.945 | 113.075 |
| | SANDVIK AB | Industrials | 33.573.540 | 2.778.539 |
| | SECURITAS AB-B SHS | Industrials | 1.451.471 | 122.486 |
| | SKANDINAVISKA ENSKILDA BAN-A | Financials | 5.661.841 | 478.595 |
| | SKANSKA AB-B SHS | Industrials | 1.559.886 | 131.635 |
| | SKF AB-B SHARES | Industrials | 24.958.167 | 2.062.076 |
| | SVENSKA HANDELSBANKEN-A SHS | Financials | 4.856.161 | 409.800 |
| | SWEDBANK AB - A SHARES | Financials | 39.445.190 | 3.265.128 |
| | TELE2 AB-B SHS | Telecommunication | 1.952.786 | 164.791 |
| | TELIA CO AB | Telecommunication | 3.845.033 | 324.474 |

| Land | Selskab/aktie | Branche | Markedsværdi i kr. | |
|-----------|------------------------------|------------------------|---|---|
| | | |  |  |
| | | |  | |
| Sydafrika | VOLVO AB-B SHS | Industrials | 35.153.896 | 2.911.805 |
| | ABSA GROUP LTD | Financials | 17.558.895 | 1.446.915 |
| | FIRSTRAND LTD | Financials | 24.041.702 | 1.981.122 |
| | GROWTHPOINT PROPERTIES LTD | Real Estate | 15.115.302 | 1.245.555 |
| | INVESTEC PLC | Financials | 1.076.433 | 90.838 |
| | KUMBA IRON ORE LTD | Materials | 2.624.775 | 216.291 |
| | LIBERTY HOLDINGS LTD | Financials | 12.181.015 | 1.003.759 |
| | MR PRICE GROUP LTD | Consumer Discretionary | 3.094.956 | 255.035 |
| | NASPERS LTD-N SHS | Telecommunication | 61.472.917 | 5.065.587 |
| | NEDBANK GROUP LTD | Financials | 1.374.766 | 113.286 |
| | NETCARE LTD | Health Care | 9.366.164 | 771.805 |
| | REMGRO LTD | Financials | 10.043.318 | 827.605 |
| | RMB HOLDINGS LTD | Financials | 8.618.666 | 710.209 |
| | SASOL LTD | Materials | 8.834.320 | 727.979 |
| | STANDARD BANK GROUP LTD | Financials | 21.606.668 | 1.780.466 |
| | TELKOM SA SOC LTD | Telecommunication | 6.215.099 | 512.146 |
| Sydkorea | BNK FINANCIAL GROUP INC | Financials | 7.880.516 | 649.382 |
| | CELLTRION PHARM INC | Health Care | 5.729.025 | 472.092 |
| | CJ CORP | Industrials | 13.062.585 | 1.076.403 |
| | CJ CORP-CONVERT PREF | Industrials | 806.332 | 66.445 |
| | DAELIM INDUSTRIAL CO LTD | Industrials | 9.144.659 | 753.552 |
| | DGB FINANCIAL GROUP INC | Financials | 12.031.495 | 991.438 |
| | HANA FINANCIAL GROUP | Financials | 12.467.398 | 1.027.358 |
| | HDC HYUNDAI DEVELOPMENT CO-E | Industrials | 4.298.658 | 354.225 |
| | HOTEL SHILLA CO LTD | Consumer Discretionary | 9.261.342 | 763.167 |
| | HYUNDAI MOTOR CO LTD-PRF | Consumer Discretionary | 6.448.018 | 531.340 |
| | KB FINANCIAL GROUP INC | Financials | 24.061.958 | 1.982.791 |
| | KOREA GAS CORPORATION | Utilities | 4.576.193 | 377.095 |
| | LG CHEM LTD | Materials | 14.046.097 | 1.157.448 |
| | LG CORP | Industrials | 11.916.273 | 981.943 |
| | LG ELECTRONICS INC | Consumer Discretionary | 7.995.861 | 658.887 |
| | LG HOUSEHOLD & HEALTH CARE | Consumer Staples | 7.826.286 | 644.914 |
| | LG UPLUS CORP | Telecommunication | 6.080.725 | 501.073 |
| | LOTTE CHEMICAL CORP | Materials | 17.843.789 | 1.470.392 |
| | NAVER CORP | Telecommunication | 10.458.015 | 861.778 |
| | NCSOFT CORP | Telecommunication | 8.438.773 | 695.385 |
| | PEARL ABYSS CORP | Telecommunication | 3.402.590 | 280.385 |
| | SAMSUNG ELECTRO-MECHANICS CO | Information Technology | 1.233.271 | 101.626 |
| | SAMSUNG ELECTRONICS CO LTD | Information Technology | 100.024.273 | 8.242.355 |
| | SAMSUNG ELECTRONICS-PREF | Information Technology | 59.651.417 | 4.915.489 |
| | SAMSUNG SDS CO LTD | Information Technology | 1.713.456 | 141.195 |
| | SHINHAN FINANCIAL GROUP LTD | Financials | 23.822.942 | 1.963.095 |
| | SK HOLDINGS CO LTD | Industrials | 16.797.836 | 1.384.201 |
| | SK HYNIX INC | Information Technology | 29.806.128 | 2.456.131 |
| | SK TELECOM | Telecommunication | 6.998.996 | 576.742 |
| | WOORI BANK | Financials | 4.605.649 | 379.522 |
| Taiwan | ASUSTEK COMPUTER INC | Information Technology | 5.373 | 443 |
| | CATCHER TECHNOLOGY CO LTD | Information Technology | 5.475.072 | 451.165 |
| | CATHAY FINANCIAL HOLDING CO | Financials | 13.528.853 | 1.114.826 |
| | CHAILEASE HOLDING CO LTD | Financials | 23.311.489 | 1.920.949 |
| | CHENG SHIN RUBBER IND CO LTD | Consumer Discretionary | 91.531 | 7.542 |
| | CHINA LIFE INSURANCE CO LTD | Financials | 7.637.684 | 629.372 |
| | CHUNGHWA TELECOM CO LTD | Telecommunication | 7.139 | 588 |
| | COMPAL ELECTRONICS | Information Technology | 24.589 | 2.026 |
| | CTBC FINANCIAL HOLDING CO LT | Financials | 9.652.592 | 795.408 |
| | DELTA ELECTRONICS INC | Information Technology | 9.396 | 774 |
| | FENG TAY ENTERPRISE CO LTD | Consumer Discretionary | 3.510.059 | 289.241 |
| | FORMOSA PETROCHEMICAL CORP | Energy | 11.968.827 | 986.274 |
| | FORMOSA PLASTICS CORP | Materials | 14.655.147 | 1.207.636 |
| | FUBON FINANCIAL HOLDING CO | Financials | 23.447.293 | 1.932.140 |
| | HIWIN TECHNOLOGIES CORP | Industrials | 5.810.100 | 478.773 |
| | HON HAI PRECISION INDUSTRY | Information Technology | 18.160.792 | 1.496.514 |
| | LARGAN PRECISION CO LTD | Information Technology | 13.868.859 | 1.142.843 |
| | LITE-ON TECHNOLOGY CORP | Information Technology | 4.447 | 366 |
| | MEDIA TEK INC | Information Technology | 22.236 | 1.832 |
| | NAN YA PLASTICS CORP | Materials | 5.936.472 | 489.186 |
| | POU CHEN | Consumer Discretionary | 10.636.727 | 876.504 |
| | POWERTECH TECHNOLOGY INC | Information Technology | 3.369.860 | 277.688 |
| | PRESIDENT CHAIN STORE CORP | Consumer Staples | 24.941.397 | 2.055.260 |
| | QUANTA COMPUTER INC | Information Technology | 63.276 | 5.214 |
| | RADIANT OPTO-ELECTRONICS COR | Information Technology | 17.767 | 1.464 |
| | RUENTEX DEVELOPMENT CO LTD | Real Estate | 18.730 | 1.543 |
| | SILICONWARE PRECISION INDS | Information Technology | 80.298 | 6.617 |
| | TAIWAN MOBILE CO LTD | Telecommunication | 26.114 | 2.152 |
| | TAIWAN SEMICONDUCTOR MANUFAC | Information Technology | 149.004.669 | 12.278.514 |
| | U-MING MARINE TRANSPORT CORP | Industrials | 12.000 | 989 |
| | UNI-PRESIDENT ENTERPRISES CO | Consumer Staples | 27.642.507 | 2.277.841 |
| | VANGUARD INTERNATIONAL SEMI | Information Technology | 1.248.354 | 102.869 |
| | WISTRON CORP | Information Technology | 12.468 | 1.027 |
| | YUANTA FINANCIAL HOLDING CO | Financials | 21.755.445 | 1.792.726 |
| Thailand | ADVANCED INFO SERVICE-FOR RG | Telecommunication | 19.330.615 | 1.592.911 |
| | BANGKOK BANK PCL-FOREIGN REG | Financials | 2.626.560 | 216.438 |

| Land | Selskab/aktie | Branche | Markedsværdi i kr. | |
|------|------------------------------|---------------------|---|---|
| | | |  |  |
| | | |  | |
| | ABBVIE INC | Health Care | 101.775.933 | 8.383.377 |
| | ACTIVISION BLIZZARD INC | Telecommunication | 26.821.842 | 2.208.615 |
| | ADOBE INC | Information Technok | 70.314.517 | 5.787.287 |
| | AFLAC INC | Financials | 1.480.420 | 125.984 |
| | AGILENT TECHNOLOGIES INC | Health Care | 32.447.581 | 2.675.143 |
| | AGNC INVESTMENT CORP | Financials | 371.042 | 31.576 |
| | AIR PRODUCTS & CHEMICALS INC | Materials | 59.557.832 | 4.903.615 |
| | AKAMAI TECHNOLOGIES INC | Information Technok | 19.303.768 | 1.589.912 |
| | ALASKA AIR GROUP INC | Industrials | 44.012.852 | 3.623.740 |
| | ALEXANDRIA REAL ESTATE EQUIT | Real Estate | 36.874.313 | 3.031.922 |
| | ALEXION PHARMACEUTICALS INC | Health Care | 26.300.914 | 2.166.064 |
| | ALIGN TECHNOLOGY INC | Health Care | 15.425.430 | 1.269.604 |
| | ALLERGAN PLC | Health Care | 28.781.643 | 2.370.256 |
| | ALLSTATE CORP | Financials | 27.648.870 | 2.277.057 |
| | ALLY FINANCIAL INC | Financials | 11.402.532 | 941.115 |
| | ALPHABET INC-CL A | Telecommunication | 227.839.350 | 18.765.293 |
| | ALPHABET INC-CL C | Telecommunication | 320.695.091 | 26.410.960 |
| | ALTICE USA INC- A | Telecommunication | 6.462.379 | 532.071 |
| | AMAZON.COM INC | Consumer Discretior | 556.812.410 | 45.854.470 |
| | AMERICAN EXPRESS CO | Financials | 59.359.926 | 4.886.739 |
| | AMERICAN FINANCIAL GROUP INC | Financials | 820.184 | 69.798 |
| | AMERICAN INTERNATIONAL GROUP | Financials | 59.956.112 | 4.936.407 |
| | AMERICAN TOWER CORP | Real Estate | 29.889.394 | 2.462.181 |
| | AMERICAN WATER WORKS CO INC | Utilities | 36.220.770 | 2.982.189 |
| | AMERIPRISE FINANCIAL INC | Financials | 17.890.867 | 1.475.526 |
| | AMGEN INC | Health Care | 128.268.622 | 10.560.830 |
| | ANADARKO PETROLEUM CORP | Energy | 972.265 | 82.740 |
| | ANNALY CAPITAL MANAGEMENT IN | Financials | 736.767 | 62.699 |
| | ANSYS INC | Information Technok | 905.732 | 77.078 |
| | ANTHEM INC | Health Care | 121.799.342 | 10.027.941 |
| | APACHE CORP | Energy | 885.157 | 75.327 |
| | APPLE INC | Information Technok | 568.860.471 | 46.854.412 |
| | APPLIED MATERIALS INC | Information Technok | 35.335.391 | 2.910.816 |
| | ARAMARK | Consumer Discretior | 519.003 | 44.167 |
| | ARCHER-DANIELS-MIDLAND CO | Consumer Staples | 31.970.341 | 2.631.968 |
| | ARCONIC INC | Industrials | 1.038.323 | 88.362 |
| | ARROW ELECTRONICS INC | Information Technok | 869.651 | 74.007 |
| | AT&T INC | Telecommunication | 128.516.617 | 10.584.081 |
| | ATHENE HOLDING LTD-CLASS A | Financials | 13.295.333 | 1.093.402 |
| | ATMOS ENERGY CORP | Utilities | 4.704.012 | 387.299 |
| | AUTOMATIC DATA PROCESSING | Information Technok | 13.170.003 | 1.088.277 |
| | AUTOZONE INC | Consumer Discretior | 46.521.972 | 3.831.777 |
| | AVALONBAY COMMUNITIES INC | Real Estate | 19.839.439 | 1.637.091 |
| | AVERY DENNISON CORP | Materials | 31.974.322 | 2.631.380 |
| | AXA EQUITABLE HOLDINGS INC | Financials | 23.240.550 | 1.913.480 |
| | BAKER HUGHES A GE CO | Energy | 9.624.659 | 791.370 |
| | BALL CORP | Materials | 34.282.805 | 2.822.629 |
| | BANK OF AMERICA CORP | Financials | 152.796.048 | 12.583.909 |
| | BANK OF NEW YORK MELLON CORP | Financials | 129.886 | 11.053 |
| | BAXTER INTERNATIONAL INC | Health Care | 51.640.950 | 4.250.226 |
| | BECTON DICKINSON AND CO | Health Care | 83.101.694 | 6.842.888 |
| | BERKSHIRE HATHAWAY INC-CL B | Financials | 223.140.240 | 18.373.271 |
| | BEST BUY CO INC | Consumer Discretior | 868.874 | 73.941 |
| | BIOGEN INC | Health Care | 84.841.728 | 6.984.688 |
| | BIOMARIN PHARMACEUTICAL INC | Health Care | 10.418.816 | 857.819 |
| | BLACK KNIGHT INC | Information Technok | 15.559.389 | 1.281.062 |
| | BOOKING HOLDINGS INC | Consumer Discretior | 125.890.945 | 10.365.926 |
| | BRIGHTHOUSE FINANCIAL INC | Financials | 2.475.789 | 203.841 |
| | BRISTOL-MYERS SQUIBB CO | Health Care | 2.302.456 | 195.939 |
| | BROADCOM INC | Information Technok | 72.580.076 | 5.978.835 |
| | BROADRIDGE FINANCIAL SOLUTIO | Information Technok | 846.159 | 72.008 |
| | BUNGE LTD | Consumer Staples | 12.336.811 | 1.015.735 |
| | CABOT OIL & GAS CORP | Energy | 18.611.788 | 1.532.377 |
| | CADENCE DESIGN SYS INC | Information Technok | 1.085.306 | 92.360 |
| | CAPITAL ONE FINANCIAL CORP | Financials | 18.908.197 | 1.556.781 |
| | CARNIVAL CORP | Consumer Discretior | 992.881 | 84.494 |
| | CARNIVAL PLC | Consumer Discretior | 2.635.987 | 222.559 |
| | CATERPILLAR INC | Industrials | 50.270.100 | 4.139.768 |
| | CBOE GLOBAL MARKETS INC | Financials | 22.754.812 | 1.873.487 |
| | CBS CORP-CLASS B NON VOTING | Telecommunication | 938.494 | 79.866 |
| | CDW CORP/DE | Information Technok | 979.875 | 83.388 |
| | CELANESE CORP | Materials | 22.356.246 | 1.840.982 |
| | CELGENE CORP | Health Care | 33.814.533 | 2.788.279 |
| | CENTENE CORP | Health Care | 22.296.075 | 1.835.718 |
| | CENTERPOINT ENERGY INC | Utilities | 1.000.970 | 85.183 |
| | CF INDUSTRIES HOLDINGS INC | Materials | 11.558.969 | 951.692 |
| | CHARTER COMMUNICATIONS INC-A | Telecommunication | 27.860.228 | 2.294.039 |
| | CHURCH & DWIGHT CO INC | Consumer Staples | 1.145.686 | 97.498 |
| | CIGNA CORP | Health Care | 116.736.712 | 9.613.208 |
| | CIMAREX ENERGY CO | Energy | 15.205.584 | 1.252.632 |
| | CISCO SYSTEMS INC | Information Technok | 214.092.139 | 17.631.801 |
| | CITIGROUP INC | Financials | 172.856.038 | 14.233.866 |

| Land | Selskab/aktie | Branche | Markedsværdi i kr. | |
|------|------------------------------|---------------------|---|---|
| | | |  |  |
| | | |  | |
| | CITRIX SYSTEMS INC | Information Technok | 1.032.366 | 87.855 |
| | CLOROX COMPANY | Consumer Staples | 1.141.646 | 97.154 |
| | CME GROUP INC | Financials | 16.829.101 | 1.386.738 |
| | CMS ENERGY CORP | Utilities | 1.034.853 | 88.066 |
| | CNA FINANCIAL CORP | Financials | 5.221.165 | 429.878 |
| | COCA-COLA CO/THE | Consumer Staples | 67.077.483 | 5.534.917 |
| | COGNIZANT TECH SOLUTIONS-A | Information Technok | 30.666.542 | 2.521.499 |
| | COLGATE-PALMOLIVE CO | Consumer Staples | 906.366 | 77.132 |
| | COMCAST CORP-CLASS A | Telecommunication | 205.782.404 | 16.945.843 |
| | COMERICA INC | Financials | 894.768 | 76.145 |
| | CONAGRA BRANDS INC | Consumer Staples | 52.123.733 | 4.291.681 |
| | CONCHO RESOURCES INC | Energy | 19.165.697 | 1.577.982 |
| | CONOCOPHILLIPS | Energy | 45.521.053 | 3.749.064 |
| | CONSOLIDATED EDISON INC | Utilities | 187.543 | 15.960 |
| | CONSTELLATION BRANDS INC-A | Consumer Staples | 18.750.469 | 1.545.163 |
| | CONTINENTAL RESOURCES INC/OK | Energy | 81.666 | 6.950 |
| | COOPER COS INC/THE | Health Care | 6.798.690 | 559.761 |
| | CORNING INC | Information Technok | 1.244.802 | 105.933 |
| | COSTCO WHOLESALE CORP | Consumer Staples | 67.076.357 | 5.527.912 |
| | COTY INC-CL A | Consumer Staples | 2.985.303 | 245.791 |
| | CROWN CASTLE INTL CORP | Real Estate | 8.815.142 | 725.783 |
| | CSX CORP | Industrials | 687.639 | 58.518 |
| | CUMMINS INC | Industrials | 35.306.347 | 2.906.392 |
| | CVS HEALTH CORP | Health Care | 50.208.429 | 4.136.781 |
| | DANAHER CORP | Health Care | 2.094.916 | 178.278 |
| | DARDEN RESTAURANTS INC | Consumer Discretior | 22.974.592 | 1.893.454 |
| | DELL TECHNOLOGIES -C | Information Technok | 1.037.398 | 88.283 |
| | DELTA AIR LINES INC | Industrials | 38.559.043 | 3.174.707 |
| | DIAMONDBACK ENERGY INC | Energy | 8.437.123 | 694.659 |
| | DISCOVER FINANCIAL SERVICES | Financials | 20.598.231 | 1.695.590 |
| | DOLLAR GENERAL CORP | Consumer Discretior | 43.903.022 | 3.616.496 |
| | DOLLAR TREE INC | Consumer Discretior | 14.266.117 | 1.174.582 |
| | DOMINION ENERGY INC | Utilities | 87.639 | 7.458 |
| | DOMINO'S PIZZA INC | Consumer Discretior | 14.050.756 | 1.156.850 |
| | DOVER CORP | Industrials | 929.853 | 79.131 |
| | DOWDUPONT INC | Materials | 123.162.833 | 10.141.080 |
| | DR HORTON INC | Consumer Discretior | 16.140.007 | 1.327.082 |
| | DUKE ENERGY CORP | Utilities | 59.094.460 | 4.866.444 |
| | DUKE REALTY CORP | Real Estate | 5.662.222 | 465.566 |
| | EASTMAN CHEMICAL CO | Materials | 11.689.040 | 963.582 |
| | EATON CORP PLC | Industrials | 1.271.747 | 108.226 |
| | EBAY INC | Consumer Discretior | 191.871 | 16.328 |
| | EDISON INTERNATIONAL | Utilities | 897.619 | 76.388 |
| | EDWARDS LIFESCIENCES CORP | Health Care | 1.337.965 | 113.861 |
| | ELECTRONIC ARTS INC | Telecommunication | 45.966.361 | 3.784.579 |
| | ELI LILLY & CO | Health Care | 139.264.549 | 11.470.286 |
| | EMERSON ELECTRIC CO | Industrials | 13.118.955 | 1.082.682 |
| | ENTERGY CORP | Utilities | 29.670.119 | 2.445.995 |
| | EOG RESOURCES INC | Energy | 35.153.330 | 2.895.527 |
| | EQUIFAX INC | Industrials | 13.958.322 | 1.149.240 |
| | EQUITY RESIDENTIAL | Real Estate | 22.196.978 | 1.830.459 |
| | ESSEX PROPERTY TRUST INC | Real Estate | 4.171.770 | 343.016 |
| | ESTEE LAUDER COMPANIES-CL A | Consumer Staples | 12.818.124 | 1.057.623 |
| | EVERSOURCE ENERGY | Utilities | 16.439.123 | 1.356.794 |
| | EXELON CORP | Utilities | 48.147.078 | 3.963.567 |
| | EXPEDIA GROUP INC | Consumer Discretior | 130.028 | 11.065 |
| | EXPEDITORS INTL WASH INC | Industrials | 612.379 | 52.114 |
| | EXTRA SPACE STORAGE INC | Real Estate | 48.936.960 | 4.023.750 |
| | F5 NETWORKS INC | Information Technok | 964.353 | 82.067 |
| | FACEBOOK INC-CLASS A | Telecommunication | 305.836.426 | 25.186.017 |
| | FEDEX CORP | Industrials | 72.116.777 | 5.937.315 |
| | FIDELITY NATIONAL FINANCIAL | Financials | 6.659.868 | 550.634 |
| | FIDELITY NATIONAL INFO SERV | Information Technok | 40.836.149 | 3.362.190 |
| | FIFTH THIRD BANCORP | Financials | 91.010.980 | 7.489.311 |
| | FIRST REPUBLIC BANK/CA | Financials | 43.323.571 | 3.566.989 |
| | FISERV INC | Information Technok | 717.496 | 61.059 |
| | FLEX LTD | Information Technok | 249.062 | 21.195 |
| | FLOWERVE CORP | Industrials | 17.125.331 | 1.409.991 |
| | FORTIVE CORP | Industrials | 79.404.804 | 6.537.689 |
| | FORTUNE BRANDS HOME & SECURI | Industrials | 26.083.115 | 2.146.310 |
| | FRANKLIN RESOURCES INC | Financials | 9.835.005 | 809.752 |
| | GARTNER INC | Information Technok | 23.347.859 | 1.922.315 |
| | GENERAL ELECTRIC CO | Industrials | 53.234.103 | 4.384.144 |
| | GENERAL MILLS INC | Consumer Staples | 13.228.628 | 1.087.699 |
| | GENERAL MOTORS CO | Consumer Discretior | 1.007.688 | 85.754 |
| | GILEAD SCIENCES INC | Health Care | 37.870.539 | 3.124.268 |
| | GOLDMAN SACHS GROUP INC | Financials | 1.757.478 | 149.562 |
| | H&R BLOCK INC | Consumer Discretior | 812.623 | 69.154 |
| | HALLIBURTON CO | Energy | 34.638.911 | 2.850.868 |
| | HANESBRANDS INC | Consumer Discretior | 430.801 | 36.661 |
| | HARRIS CORP | Industrials | 44.097.885 | 3.633.961 |
| | HCA HEALTHCARE INC | Health Care | 34.744.948 | 2.864.661 |

| Land | Selskab/aktie | Branche | Markedsværdi i kr. | |
|------|------------------------------|---------------------|---|---|
| | | |  |  |
| | | |  | |
| | HCP INC | Real Estate | 722.684 | 61.501 |
| | HD SUPPLY HOLDINGS INC | Industrials | 14.635.761 | 1.206.791 |
| | HERSHEY CO/THE | Consumer Staples | 32.880.769 | 2.706.776 |
| | HESS CORP | Energy | 16.459.297 | 1.355.154 |
| | HEWLETT PACKARD ENTERPRISE | Information Technok | 4.100.103 | 337.576 |
| | HILTON WORLDWIDE HOLDINGS IN | Consumer Discretior | 50.049.351 | 4.118.792 |
| | HOLLYFRONTIER CORP | Energy | 921.971 | 78.460 |
| | HOLOGIC INC | Health Care | 18.682.349 | 1.538.186 |
| | HOME DEPOT INC | Consumer Discretior | 190.375.027 | 15.676.123 |
| | HOST HOTELS & RESORTS INC | Real Estate | 42.137.863 | 3.465.191 |
| | HP INC | Information Technok | 1.363.488 | 116.033 |
| | HUBBELL INC | Industrials | 16.585.998 | 1.365.586 |
| | HUMANA INC | Health Care | 1.504.435 | 128.028 |
| | IDEXX LABORATORIES INC | Health Care | 767.166 | 65.286 |
| | ILLINOIS TOOL WORKS | Industrials | 38.039.614 | 3.132.419 |
| | ILLUMINA INC | Health Care | 24.178.467 | 1.988.242 |
| | INCYTE CORP | Health Care | 5.433.890 | 447.392 |
| | INGERSOLL-RAND PLC | Industrials | 1.215.931 | 103.476 |
| | INGREDION INC | Consumer Staples | 25.967.564 | 2.137.528 |
| | INTEL CORP | Information Technok | 89.312.329 | 7.360.778 |
| | INTERCONTINENTAL EXCHANGE IN | Financials | 41.453.658 | 3.417.442 |
| | INTERNATIONAL PAPER CO | Materials | 17.962.095 | 1.478.885 |
| | INTERPUBLIC GROUP OF COS INC | Telecommunication | 910.830 | 77.512 |
| | INTL BUSINESS MACHINES CORP | Information Technok | 2.445.755 | 208.134 |
| | INTUIT INC | Information Technok | 35.044.066 | 2.889.959 |
| | INTUITIVE SURGICAL INC | Health Care | 84.177.069 | 6.935.569 |
| | IQVIA HOLDINGS INC | Health Care | 47.635.559 | 3.919.892 |
| | JBG SMITH PROPERTIES | Real Estate | 5.036.255 | 414.653 |
| | JOHNSON & JOHNSON | Health Care | 277.511.231 | 22.855.562 |
| | JOHNSON CONTROLS INTERNATION | Industrials | 95.661 | 8.141 |
| | JPMORGAN CHASE & CO | Financials | 285.273.770 | 23.496.921 |
| | JUNIPER NETWORKS INC | Information Technok | 15.590.279 | 1.286.440 |
| | KANSAS CITY SOUTHERN | Industrials | 28.390.633 | 2.340.160 |
| | KELLOGG CO | Consumer Staples | 23.304.083 | 1.916.433 |
| | KEURIG DR PEPPER INC | Consumer Staples | 15.975.035 | 1.315.283 |
| | KEYCORP | Financials | 25.651.027 | 2.113.500 |
| | KEYSIGHT TECHNOLOGIES IN | Information Technok | 4.565.089 | 375.860 |
| | KIMBERLY-CLARK CORP | Consumer Staples | 63.073.549 | 5.197.372 |
| | KINDER MORGAN INC | Energy | 1.337.366 | 113.810 |
| | KKR & CO INC -A | Financials | 7.572.477 | 623.470 |
| | KLA-TENCOR CORP | Information Technok | 25.452.655 | 2.098.559 |
| | KNIGHT-SWIFT TRANSPORTATION | Industrials | 5.383.551 | 442.652 |
| | KRAFT HEINZ CO/THE | Consumer Staples | 51.854.196 | 4.267.792 |
| | KROGER CO | Consumer Staples | 28.220.151 | 2.326.255 |
| | L3 TECHNOLOGIES INC | Industrials | 17.794.525 | 1.465.089 |
| | LAM RESEARCH CORP | Information Technok | 47.534.876 | 3.911.551 |
| | LAS VEGAS SANDS CORP | Consumer Discretior | 1.143.078 | 97.276 |
| | LIBERTY BROADBAND-C | Telecommunication | 36.371.862 | 2.994.629 |
| | LINCOLN NATIONAL CORP | Financials | 24.758.251 | 2.035.701 |
| | LOEWS CORP | Financials | 5.393.613 | 446.977 |
| | LOWE'S COS INC | Consumer Discretior | 25.767.214 | 2.127.648 |
| | LYONDELLBASELL INDU-CL A | Materials | 29.562.678 | 2.434.181 |
| | M & T BANK CORP | Financials | 1.127.217 | 95.926 |
| | MACY'S INC | Consumer Discretior | 706.712 | 60.141 |
| | MARATHON OIL CORP | Energy | 13.236.884 | 1.090.851 |
| | MARRIOTT INTERNATIONAL -CL A | Consumer Discretior | 26.727.569 | 2.200.579 |
| | MARSH & MCLENNAN COS | Financials | 34.073.968 | 2.805.435 |
| | MARVELL TECHNOLOGY GROUP LTD | Information Technok | 18.010.411 | 1.480.970 |
| | MASCO CORP | Industrials | 22.281.025 | 1.832.016 |
| | MASTERCARD INC - A | Information Technok | 119.507.788 | 9.850.650 |
| | MAXIM INTEGRATED PRODUCTS | Information Technok | 1.056.196 | 89.882 |
| | MCKESSON CORP | Health Care | 22.146.743 | 1.820.975 |
| | MERCK & CO. INC. | Health Care | 201.584.812 | 16.602.746 |
| | METLIFE INC | Financials | 45.864.508 | 3.775.796 |
| | MGM RESORTS INTERNATIONAL | Consumer Discretior | 19.316.627 | 1.590.409 |
| | MICROCHIP TECHNOLOGY INC | Information Technok | 55.799.029 | 4.594.139 |
| | MICRON TECHNOLOGY INC | Information Technok | 38.395.513 | 3.160.827 |
| | MICROSOFT CORP | Information Technok | 666.608.346 | 54.900.650 |
| | MOHAWK INDUSTRIES INC | Consumer Discretior | 18.125.166 | 1.490.308 |
| | MOLSON COORS BREWING CO -B | Consumer Staples | 23.143.839 | 1.904.252 |
| | MONDELEZ INTERNATIONAL INC-A | Consumer Staples | 56.346.304 | 4.642.852 |
| | MONSTER BEVERAGE CORP | Consumer Staples | 6.826.996 | 561.337 |
| | MOODY'S CORP | Financials | 1.164.340 | 99.086 |
| | MORGAN STANLEY | Financials | 39.181.274 | 3.230.291 |
| | MSCI INC | Financials | 996.225 | 84.779 |
| | NASDAQ INC | Financials | 19.642.359 | 1.617.916 |
| | NETAPP INC | Information Technok | 359.801 | 30.619 |
| | NETFLIX INC | Telecommunication | 130.905.143 | 10.777.366 |
| | NEWMONT MINING CORP | Materials | 30.327.705 | 2.493.639 |
| | NEXTERA ENERGY INC | Utilities | 157.162.695 | 12.935.683 |
| | NIELSEN HOLDINGS PLC | Industrials | 17.366.783 | 1.429.871 |
| | NIKE INC -CL B | Consumer Discretior | 110.418.320 | 9.094.851 |

| Land | Selskab/aktie | Branche | Markedsværdi i kr. | |
|------|-------------------------------|---------------------|---|---|
| | | |  |  |
| | | |  | |
| | | | | |
| | NISOURCE INC | Utilities | 44.223.813 | 3.641.109 |
| | NORDSTROM INC | Consumer Discretior | 618.144 | 52.604 |
| | NORFOLK SOUTHERN CORP | Industrials | 34.142.144 | 2.809.152 |
| | NORWEGIAN CRUISE LINE HOLDIN | Consumer Discretior | 870.281 | 74.061 |
| | NVIDIA CORP | Information Technok | 93.262.976 | 7.678.338 |
| | NVR INC | Consumer Discretior | 24.236.805 | 1.995.505 |
| | OCCIDENTAL PETROLEUM CORP | Energy | 47.978.953 | 3.954.038 |
| | OGE ENERGY CORP | Utilities | 989.532 | 84.209 |
| | OMNICOM GROUP | Telecommunication | 1.122.210 | 95.500 |
| | ONEOK INC | Energy | 1.107.612 | 94.258 |
| | ORACLE CORP | Information Technok | 53.142.235 | 4.382.308 |
| | O'REILLY AUTOMOTIVE INC | Consumer Discretior | 31.067.430 | 2.557.895 |
| | OWENS CORNING | Industrials | 532.501 | 45.316 |
| | PACCAR INC | Industrials | 90.550.800 | 7.451.115 |
| | PARKER HANNIFIN CORP | Industrials | 1.114.476 | 94.842 |
| | PAYCHEX INC | Information Technok | 1.225.534 | 104.293 |
| | PAYPAL HOLDINGS INC | Information Technok | 43.532.759 | 3.586.719 |
| | PEPSICO INC | Consumer Staples | 80.971.274 | 6.676.944 |
| | PFIZER INC | Health Care | 235.555.138 | 19.405.672 |
| | PINNACLE WEST CAPITAL | Utilities | 991.119 | 84.344 |
| | PLAINS GP HOLDINGS LP-CL A | Energy | 741.821 | 63.129 |
| | PNC FINANCIAL SERVICES GROUP | Financials | 27.417.140 | 2.262.242 |
| | PPG INDUSTRIES INC | Materials | 33.890.559 | 2.790.334 |
| | PRINCIPAL FINANCIAL GROUP | Financials | 4.589.246 | 377.342 |
| | PROCTER & GAMBLE CO/THE | Consumer Staples | 98.535.395 | 8.126.760 |
| | PROGRESSIVE CORP | Financials | 20.946.925 | 1.726.351 |
| | PROLOGIS INC | Real Estate | 41.994.869 | 3.458.229 |
| | PRUDENTIAL FINANCIAL INC | Financials | 41.106.513 | 3.379.906 |
| | PUBLIC SERVICE ENTERPRISE GP | Utilities | 1.324.568 | 112.721 |
| | PUBLIC STORAGE | Real Estate | 15.231.502 | 1.254.065 |
| | PVH CORP | Consumer Discretior | 731.466 | 62.248 |
| | QUALCOMM INC | Information Technok | 28.913.409 | 2.385.122 |
| | QUEST DIAGNOSTICS INC | Health Care | 761.418 | 64.797 |
| | QURATE RETAIL INC | Consumer Discretior | 858.771 | 73.082 |
| | RALPH LAUREN CORP | Consumer Discretior | 909.825 | 77.426 |
| | RAYMOND JAMES FINANCIAL INC | Financials | 11.885.429 | 978.571 |
| | RED HAT INC | Information Technok | 69.482.687 | 5.718.242 |
| | REGENCY CENTERS CORP | Real Estate | 13.230.634 | 1.089.327 |
| | REGENERON PHARMACEUTICALS | Health Care | 5.853.311 | 481.925 |
| | REGIONS FINANCIAL CORP | Financials | 931.303 | 79.254 |
| | REPUBLIC SERVICES INC | Industrials | 1.107.315 | 94.233 |
| | RESIDEO TECHNOLOGIES INC | Industrials | 1.968.343 | 162.061 |
| | RESMED INC | Health Care | 824.216 | 70.141 |
| | ROBERT HALF INTL INC | Industrials | 882.729 | 75.120 |
| | ROCKWELL AUTOMATION INC | Industrials | 16.381.912 | 1.350.082 |
| | ROPER TECHNOLOGIES INC | Industrials | 68.026.402 | 5.601.258 |
| | ROSS STORES INC | Consumer Discretior | 35.451.888 | 2.921.372 |
| | ROYAL CARIBBEAN CRUISES LTD | Consumer Discretior | 18.104.262 | 1.493.377 |
| | RPM INTERNATIONAL INC | Materials | 8.973.984 | 738.861 |
| | S&P GLOBAL INC | Financials | 31.461.845 | 2.594.682 |
| | SABRE CORP | Information Technok | 858.891 | 73.092 |
| | SALESFORCE.COM INC | Information Technok | 47.993.791 | 3.954.225 |
| | SCHLUMBERGER LTD | Energy | 36.605.631 | 3.014.405 |
| | SCHWAB (CHARLES) CORP | Financials | 49.758.080 | 4.097.289 |
| | SEALED AIR CORP | Materials | 14.909.881 | 1.227.585 |
| | SEI INVESTMENTS COMPANY | Financials | 30.842.486 | 2.535.966 |
| | SEMPRA ENERGY | Utilities | 71.151.845 | 5.858.192 |
| | SENSATA TECHNOLOGIES HOLDING | Industrials | 10.793.908 | 888.702 |
| | SERVICENOW INC | Information Technok | 29.654.977 | 2.438.325 |
| | SHERWIN-WILLIAMS CO/THE | Materials | 24.927.705 | 2.052.389 |
| | SHIRE PLC | Health Care | 15.606.944 | 1.317.154 |
| | SIMON PROPERTY GROUP INC | Real Estate | 51.551.023 | 4.245.851 |
| | SIRIUS XM HOLDINGS INC | Telecommunication | 26.719.633 | 2.196.972 |
| | SKYWORKS SOLUTIONS INC | Information Technok | 7.062.098 | 582.758 |
| | SL GREEN REALTY CORP | Real Estate | 16.349.274 | 1.346.096 |
| | SOUTHERN CO/THE | Utilities | 51.301.142 | 4.221.649 |
| | SPIRIT AEROSYSTEMS HOLD-CL A | Industrials | 15.865.415 | 1.308.148 |
| | SPLUNK INC | Information Technok | 11.482.580 | 944.134 |
| | SS&C TECHNOLOGIES HOLDINGS | Information Technok | 17.507.635 | 1.439.533 |
| | STANLEY BLACK & DECKER INC | Industrials | 22.823.797 | 1.876.644 |
| | STARBUCKS CORP | Consumer Discretior | 57.524.120 | 4.739.248 |
| | STATE STREET CORP | Financials | 48.038.921 | 3.951.990 |
| | STEEL DYNAMICS INC | Materials | 3.715.574 | 307.510 |
| | STERICYCLE INC | Industrials | 19.913.381 | 1.639.542 |
| | STRYKER CORP | Health Care | 48.396.750 | 3.985.349 |
| | SYMANTEC CORP | Information Technok | 53.520.544 | 4.406.543 |
| | SYNCHRONY FINANCIAL | Financials | 17.336.290 | 1.427.360 |
| | SYNOPSYS INC | Information Technok | 36.719.977 | 3.025.985 |
| | SYSCO CORP | Consumer Staples | 1.325.608 | 112.809 |
| | T ROWE PRICE GROUP INC | Financials | 31.756.272 | 2.614.271 |
| | TAKE-TWO INTERACTIVE SOFTWARE | Telecommunication | 5.616.508 | 462.428 |
| | TAPESTRY INC | Consumer Discretior | 14.078.665 | 1.159.148 |

| Land | Selskab/aktie | Branche | Markedsværdi i kr. | |
|------|------------------------------|---------------------|--------------------|-------------------------------|
| | | | PenSam LIV | PenSam FORSIKRING PenSam BANK |
| | TD AMERITRADE HOLDING CORP | Financials | 37.449.042 | 3.083.317 |
| | TEXAS INSTRUMENTS INC | Information Technok | 91.975.764 | 7.575.809 |
| | THERMO FISHER SCIENTIFIC INC | Health Care | 125.252.774 | 10.310.468 |
| | TIFFANY & CO | Consumer Discretior | 10.595.092 | 871.162 |
| | TJX COMPANIES INC | Consumer Discretior | 36.419.051 | 3.003.625 |
| | T-MOBILE US INC | Telecommunication | 597.709 | 50.865 |
| | TORCHMARK CORP | Financials | 884.471 | 75.269 |
| | TOTAL SYSTEM SERVICES INC | Information Technok | 863.935 | 73.521 |
| | TRANSDIGM GROUP INC | Industrials | 1.445.374 | 123.002 |
| | TRANSUNION | Industrials | 9.954.918 | 819.207 |
| | TWENTY-FIRST CENTURY FOX - B | Telecommunication | 285.521 | 24.298 |
| | TWENTY-FIRST CENTURY FOX-A | Telecommunication | 21.170.415 | 1.745.357 |
| | TWITTER INC | Telecommunication | 1.031.666 | 87.795 |
| | TYSON FOODS INC-CL A | Consumer Staples | 52.418.850 | 4.314.954 |

| Land | Selskab/aktie | Branche | Markedsværdi i kr. | |
|--------|------------------------------|---------------------|--------------------|-------------------|
| | | | PenSam LIV | PenSam FORSIKRING |
| | UGI CORP | Utilities | 1.035.206 | 88.096 |
| | ULTA BEAUTY INC | Consumer Discretior | 16.555.240 | 1.363.054 |
| | UNION PACIFIC CORP | Industrials | 2.660.903 | 226.443 |
| | UNITED CONTINENTAL HOLDINGS | Industrials | 41.521.368 | 3.420.662 |
| | UNITED PARCEL SERVICE-CL B | Industrials | 36.305.948 | 2.994.665 |
| | UNITED RENTALS INC | Industrials | 2.045.482 | 168.186 |
| | UNITEDHEALTH GROUP INC | Health Care | 227.019.558 | 18.695.808 |
| | US BANCORP | Financials | 16.656.390 | 1.377.000 |
| | VAIL RESORTS INC | Consumer Discretior | 4.981.612 | 409.604 |
| | VALERO ENERGY CORP | Energy | 44.771.548 | 3.685.418 |
| | VALVOLINE INC | Materials | 4.320.992 | 355.763 |
| | VEEVA SYSTEMS INC-CLASS A | Health Care | 18.220.724 | 1.498.165 |
| | VEREIT INC | Real Estate | 997.359 | 84.875 |
| | VERISIGN INC | Information Technok | 14.365.444 | 1.184.669 |
| | VERISK ANALYTICS INC | Industrials | 18.314.950 | 1.505.913 |
| | VERIZON COMMUNICATIONS INC | Telecommunication | 172.881.765 | 14.238.714 |
| | VERTEX PHARMACEUTICALS INC | Health Care | 46.544.923 | 3.832.214 |
| | VIACOM INC-CLASS B | Telecommunication | 919.132 | 78.218 |
| | VISA INC-CLASS A SHARES | Information Technok | 275.619.155 | 22.691.267 |
| | VISTRA ENERGY CORP | Utilities | 8.130.858 | 668.860 |
| | VMWARE INC-CLASS A | Information Technok | 30.263.829 | 2.491.732 |
| | VORNADO REALTY TRUST | Real Estate | 16.114.496 | 1.326.766 |
| | VOYA FINANCIAL INC | Financials | 21.702.386 | 1.786.837 |
| | WABTEC CORP | Industrials | 11.143.468 | 917.483 |
| | WALGREENS BOOTS ALLIANCE INC | Consumer Staples | 1.768.028 | 150.460 |
| | WALT DISNEY CO/THE | Telecommunication | 112.115.795 | 9.235.361 |
| | WASTE CONNECTIONS INC | Industrials | 43.789.334 | 3.605.336 |
| | WASTE MANAGEMENT INC | Industrials | 63.802.312 | 5.250.413 |
| | WELLCARE HEALTH PLANS INC | Health Care | 16.791.801 | 1.382.531 |
| | WELLS FARGO & CO | Financials | 140.701.974 | 11.594.419 |
| | WESTERN DIGITAL CORP | Information Technok | 9.734.831 | 800.428 |
| | WEYERHAEUSER CO | Real Estate | 8.485.164 | 698.615 |
| | WORLDPAY INC-CLASS A | Information Technok | 48.984.541 | 4.030.932 |
| | WW GRAINGER INC | Industrials | 9.512.249 | 782.127 |
| | XILINX INC | Information Technok | 1.214.014 | 103.313 |
| | YUM! BRANDS INC | Consumer Discretior | 30.648.940 | 2.527.453 |
| Østrig | ANDRITZ AG | Industrials | 1.114.492 | 93.798 |
| | ERSTE GROUP BANK AG | Financials | 22.270.451 | 1.841.306 |
| | OMV AG | Energy | 8.080.764 | 672.132 |
| | RAIFFEISEN BANK INTERNATIONA | Financials | 1.087.958 | 91.810 |
| | TELEKOM AUSTRIA AG | Telecommunication | 566 | 48 |
| | VERBUND AG | Utilities | 906.674 | 76.512 |
| | VIENNA INSURANCE GROUP AG | Financials | 2.569 | 217 |
| | VOESTALPINE AG | Materials | 1.028.202 | 86.776 |